

***Chilton  
Neighbourhood  
Development Plan  
2021 to 2031***



***Appendix 2  
Village Survey and Results***

## **Appendix 2**

### **Village Survey and Results**

#### **Contents**

##### **1. Chilton Neighbourhood Development Plan Survey: 2018**

The Survey that was sent out to stakeholders in 2018

11 Pages

##### **2. Survey Results**

The survey was sent out in hard copy form to all households and interested parties. It was also available on-line. It could be returned as a hard copy or via “SurveyMonkey”.

Hard copy returns were entered into “SurveyMonkey”, which was then used to analyse all of the results.

50 Pages

##### **3. Survey Open Ended Responses**

Contributors to the survey were invited to submit comments and observations as part of the survey.

This is a list of the verbatim responses received.

5 Pages

##### **Note:**

All items in Appendix 2 are as they were issued, returned or analysed by “SurveyMonkey” software.

## **Chilton Neighbourhood Development Plan Survey: 2018**

Chilton village is located entirely within the North Wessex Downs Area of Outstanding Natural Beauty and is classed as a 'smaller village' within Part 1 of the Vale of White Horse Local Plan 2031.

Chilton Village comprises the old village to the east of the A34 and Chilton Field to the west of the A34. All references to the village in this survey are for both residential areas.

The purpose of this survey is to gain insight into the needs of Chilton residents and visitors. This will inform the development of policies and future investment in Chilton village infrastructure and facilities as part of the Chilton Neighbourhood Development Plan (CNDP). Neighbourhood planning gives communities the opportunity to develop a shared vision and shape the development and growth of their local area.

This is your opportunity to express your views. Your help in providing this information is much appreciated. Everything you tell us will help to ensure that local views are accurately recorded and used for the purpose of the CNDP.

The survey is divided into individual sections addressing housing, village amenities and business activities. There is also an opportunity for free-form comment on any other topic.

Section 1 on housing is divided into two parts: Part 1 is intended to be completed by the head of the household or joint head of the household. Part 2 may be completed by all members of the household.

Section 2 (Village Amenities), Section 3 (Business Activities) and Section 4 (Open Question) may be completed by all people with an interest in Chilton.

You will not be asked to supply any names or addresses or any information that can be traced back to an individual or household.

The survey may be completed on-line by visiting the website:

<https://www.surveymonkey.com/r/53BMF8G>

Alternatively, it may be completed in paper format by filling in this form and returning it to one of the following contacts:

Stephen Druce	9, Crafts End
Keith or Jane Woods	Layton Cottage, Main Street
Rev. Pam Rolls	15 Elderfield Crescent
Bob Girling	22 Chilton Field Way

If you would like further printed copies of the survey for other members of your household, please telephone Stephen Druce on 01235 834285.

If you have a mobility impairment and would like us to collect your completed form, please telephone Stephen Druce on 01235 834285.

**Please complete the survey by 15 October 2018.**

Thank you for your support.

Chilton Neighbourhood Development Plan Steering Group

**Do you reside in Chilton Village?**

Yes

No

If Yes, then please proceed to Section 1 – Chilton Housing Needs

If No, then please proceed to Section 2 – Village Amenity Needs

**Section 1 - CHILTON HOUSING NEEDS**

**Are you the head or joint-head of the household?**

Yes

No

If Yes, then please proceed to Section 1 Part 1 - Household Information

If No, then please proceed to Section 1 Part 2 – Individual Resident Responses

**Section 1 Part 1 – Household Information**

*To be completed by the head or joint head of the household.*

*Your answers to Part 1 will help to build a picture of the types of housing in Chilton and who is living there.*

**HQ-1 How many people are there in your household? i.e. all people that permanently reside at this address in Chilton. (Please tick one answer only)**

One  Five

Two  Six

Three  Seven

Four  Eight or more

**HQ-2 Which of the following best describes the tenure of your home? (Please tick one answer only)**

Owner-occupied

Shared ownership (i.e. part rented from Housing Association)

Housing Association rented

Privately rented

Living rent free

Tied to employment

Other

**HQ-3 How many bedrooms are in your current home? (Please tick one answer only)**

- |              |                          |                       |                          |
|--------------|--------------------------|-----------------------|--------------------------|
| Bedsit       | <input type="checkbox"/> | Three bedrooms        | <input type="checkbox"/> |
| One bedroom  | <input type="checkbox"/> | Four bedrooms         | <input type="checkbox"/> |
| Two bedrooms | <input type="checkbox"/> | Five or more bedrooms | <input type="checkbox"/> |

**HQ-4 How many children aged under 16 live in your household? (Please tick one answer only)**

- |      |                          |              |                          |
|------|--------------------------|--------------|--------------------------|
| None | <input type="checkbox"/> | Three        | <input type="checkbox"/> |
| One  | <input type="checkbox"/> | Four         | <input type="checkbox"/> |
| Two  | <input type="checkbox"/> | Five or more | <input type="checkbox"/> |

**HQ-5 For all people over 16 years old, how many work in each of the following categories? (Please give the number)**

- |   |                          |
|---|--------------------------|
| In full time employment                     | <input type="checkbox"/> |
| In part time employment                     | <input type="checkbox"/> |
| Self-employed                               | <input type="checkbox"/> |
| Unemployed                                  | <input type="checkbox"/> |
| Training scheme/apprentice                  | <input type="checkbox"/> |
| Permanently sick/disabled                   | <input type="checkbox"/> |
| Full time home-maker                        | <input type="checkbox"/> |
| Retired                                     | <input type="checkbox"/> |
| Volunteering less than 16 hrs/week          | <input type="checkbox"/> |
| Volunteering more than 16 hrs/week          | <input type="checkbox"/> |
| Student living at home full time            | <input type="checkbox"/> |
| Student living at home for part of the year | <input type="checkbox"/> |

**HQ-6 How many motor vehicles are there in your household? (Please tick one answer only)**

- |      |                          |              |                          |
|------|--------------------------|--------------|--------------------------|
| None | <input type="checkbox"/> | Three        | <input type="checkbox"/> |
| One  | <input type="checkbox"/> | Four         | <input type="checkbox"/> |
| Two  | <input type="checkbox"/> | Five or more | <input type="checkbox"/> |

**HQ-7 How many people in your household are likely to move or need a new or different home in the next five years? (Please tick one answer only)**

- |            |                          |              |                          |
|------------|--------------------------|--------------|--------------------------|
| None       | <input type="checkbox"/> | Three        | <input type="checkbox"/> |
| One        | <input type="checkbox"/> | Four         | <input type="checkbox"/> |
| Two        | <input type="checkbox"/> | Five or more | <input type="checkbox"/> |
| Don't Know | <input type="checkbox"/> |              |                          |

**Section 1 Part 2 – Individual Resident Responses**

*To be completed by individual members of the household.*

*These questions relate to your household's housing needs. Your answers will help to identify priorities for housing in Chilton.*

**HQ-8 How old are you? (Please tick one answer only)**

- |          |                          |       |                          |
|----------|--------------------------|-------|--------------------------|
| Under 16 | <input type="checkbox"/> | 45-54 | <input type="checkbox"/> |
| 16-24    | <input type="checkbox"/> | 55-64 | <input type="checkbox"/> |
| 25-34    | <input type="checkbox"/> | 65+   | <input type="checkbox"/> |
| 35-44    | <input type="checkbox"/> |       |                          |

**HQ-9 How likely are you to move home in the next five years? (Please tick one answer only)**

- |                 |                          |                           |                          |
|-----------------|--------------------------|---------------------------|--------------------------|
| Very likely     | <input type="checkbox"/> | Not at all likely         | <input type="checkbox"/> |
| Quite likely    | <input type="checkbox"/> | Don't know/Not applicable | <input type="checkbox"/> |
| Not very likely | <input type="checkbox"/> |                           |                          |

**HQ-10 If you would like to move now but cannot, which if any of the following reasons are preventing this? (Please tick all answers that apply)**

- |  |                          |
|--|--------------------------|
| Unable to afford to buy housing        | <input type="checkbox"/> |
| Unable to afford to rent housing       | <input type="checkbox"/> |
| Unable to afford cost of moving        | <input type="checkbox"/> |
| Lack of suitable housing to meet needs | <input type="checkbox"/> |
| Lack of social housing                 | <input type="checkbox"/> |
| Family reasons                         | <input type="checkbox"/> |
| Other reasons                          | <input type="checkbox"/> |
| Not applicable                         | <input type="checkbox"/> |

*If other reasons, please state here if you wish:*

**HQ-11 If you are currently, or may in the future be, employed on Harwell Campus would you consider moving to any future residential development on the Campus, built specifically to accommodate employees? (Please tick one answer only)**

- Yes
- No
- Possibly
- Not applicable

**HQ-12 Thinking about people who need housing and have genuine links to Chilton, how likely are you in principle to support any of the following: (Please tick all answers that apply)**

- New housing to buy
- New housing to rent at market rates
- New affordable rented housing provided by a Housing Association
- New shared ownership housing
- Self-build homes
- New housing for people over 55 years
- New sheltered housing for older people (assisted living)
- None of the above

**HQ-13 There are many styles of house in Chilton village east and west of the A34. Which of the following do you think are suitable styles of housing for these locations? (Please tick all answers that you think are suitable)**

**HQ-13a Older village, east of A34**

**HQ13b Newer village, west of A34**

- Timber Framed/Traditional
- Brick or brick facings
- Contemporary/ modern
- Other (please add description)

- Timber Framed/ Traditional
- Brick or brick facings
- Contemporary/ modern
- Other (please add description)

None/ none of these

None/ None of these

**HQ-14 Please indicate below the general locations where you think new homes should be built in or around the village. (Please tick all locations that you think are suitable for new homes)**

- On existing gardens (backfill)
- Between existing houses (infill)
- On paddocks/ open spaces
- I don't think there are any suitable locations
- Don't know/ not sure

## **Section 2 VILLAGE AMENITY NEEDS**

*To be completed by all people with an interest in Chilton Village*

### **Section 2 - Part 1 Village Hall & Community Room**

The Village Hall is situated to the east of the A34 in the older part of Chilton. The Community Room is situated to the west of the A34 in Chilton Field.

**IQ-1 How often do you attend a function or activity held in either the Village Hall or Community Room? (Please tick one answer only)**

- Once or more per week
- Once or more per month
- A few times a year
- Seldom, if ever

**IQ-2 Do you know how to find out information for booking these facilities or on activities such as clubs and societies using these facilities? (Please tick one answer only)**

- Yes
- No

**IQ-3 Do you think that these facilities meet your current needs? (Please tick all answers that apply)**

- Village Hall Yes
- No
- Community Room Yes
- No

**IQ-4 Do you think there is a need for further improvements or expansion of the Village Hall or Community Room? (Please tick all answers that apply)**

- Village Hall Yes
- No







No

If Yes, where and what type of recreational facilities?

**IQ-9 What level of importance do you attach to open green spaces within or adjacent to housing areas for recreational use or visual appeal? (1 – No importance, 2 - Little importance, 3 – Moderate importance, 4 – High importance, 5 – Very high importance)**

Please indicate on a scale of 1 -5: 1  2  3  4  5

### **Section 2 - Part 3. Footpaths, Bridleways, Cycleways and Byways**

There is a network of public rights of way, other than roads, within the CNDP designated area giving access to the surrounding areas such as the Ridgeway and Harwell Campus.

**IQ-10 How often do you, make use of one or more of the public rights of way, other than roads? (Please tick one answer only)**

Once or more per week

Once or more per month

A few times a year

Seldom, if ever

**IQ-11 What level of importance do you attach to the need to maintain access by public rights of way, other than roads, to the surrounding areas of Chilton village (1 – No importance, 2 - Little importance, 3 – Moderate importance, 4 – High importance, 5 – Very high importance)**

Please indicate on a scale of 1 -5: 1  2  3  4  5

### **Section 2 - Part 4 Public Transport**

Currently there is a bus service (X32) to Wantage and Didcot passing along the A4185 adjacent to Chilton Field and passing through that part of the village east of the A34. Most of the X32 buses to Didcot go on to Oxford.

**IQ-12 How often do you make use of the public bus service? (Please tick one answer only)**

Once or more per week

Once or more per month

A few times a year

Seldom if ever

**IQ-13 Do you regard the current bus service as meeting your needs? (Please tick all answers that apply)**

Yes

No

If No, how would you like the service to be improved?

Higher frequency of buses on existing routes Yes  No

Extending the daily start times Yes  No

Extending the daily finish times Yes  No

More services at weekends Yes  No

Additional services to other destinations? Yes  No

If Yes, please state which destinations:

**Section 2 - Part 5. All Saints' Church of England Church and Graveyard**

Currently, the Parish Council provides an annual grant to the Church to assist with churchyard maintenance.

**IQ-14 How often do you attend the Church or visit the graveyard? (Please tick one answer only)**

Once or more per week

Once or more per month

A few times a year

Seldom, if ever

**IQ-15 How satisfied are you with the grounds maintenance and facilities for visiting graves? (1 – very satisfied, 2 - satisfied, 3 – neither satisfied nor dissatisfied, 4 – dissatisfied, 5 – very dissatisfied)**

Please indicate on a scale of 1 -5: 1  2  3  4  5

If you wish, please suggest how it could be improved.

### **Section 3 – BUSINESS ACTIVITIES**

Currently, within the CNDP designated area, we have one pub (Rose and Crown), a garden centre and, on the A34, a petrol station. The garden centre sells a variety of home and garden goods and includes a café, an antiques centre and a clothing outlet. The petrol station also includes a retail outlet selling newspapers and a range of foodstuffs. Other business premises include Horticulture House and CYO Seeds.

**BQ-1 How satisfied are you that the existing commercial outlets/ retail facilities meet your needs (1 – very satisfied, 2 - satisfied, 3 – neither satisfied nor dissatisfied, 4 – dissatisfied, 5 – very dissatisfied)**

Please indicate on a scale of 1 -5: 1  2  3  4  5

If you wish, please suggest what alternative or additional commercial outlets/retail facilities you want to see introduced in the village.

**BQ-2 The CNDP aims to promote sustainable enterprise consistent with the character and history of Chilton in its setting as a small primarily residential rural village. What types of businesses do you think should be supported or encouraged in Chilton? (Please tick all answers that apply)**

- None
- Those promoting local employment
- Equine Related
- Agriculture/Horticulture related
- Home based working
- Other

If other, please specify

### **Section 4 OPEN QUESTION – NOT COVERED IN EARLIER SECTIONS**

**OQ-1 Do you have any concerns or other suggestions, not previously covered, that may be addressed within the CNDP? If so, please specify.**

**Thank you for completing this survey and contributing to the Chilton Neighbourhood Development Plan.**

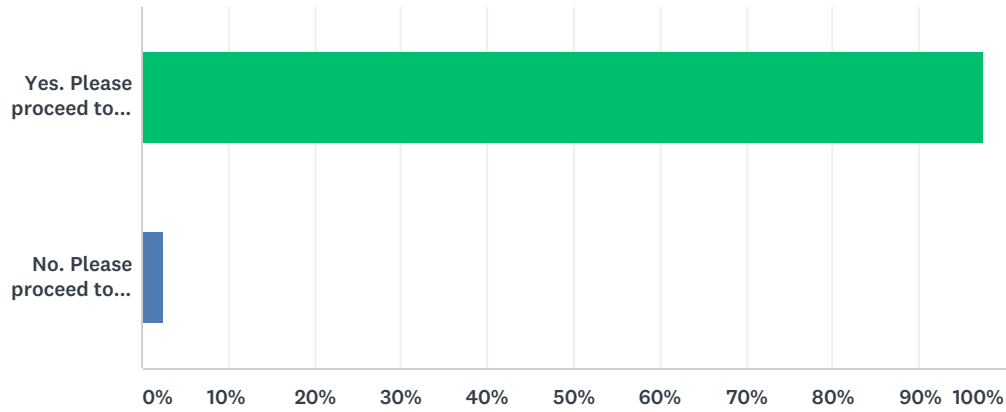
**Chilton Neighbourhood Plan Steering Group**

# **Chilton Neighbourhood Plan**

## **Survey Results**

## Q1 Do you reside in Chilton Village?

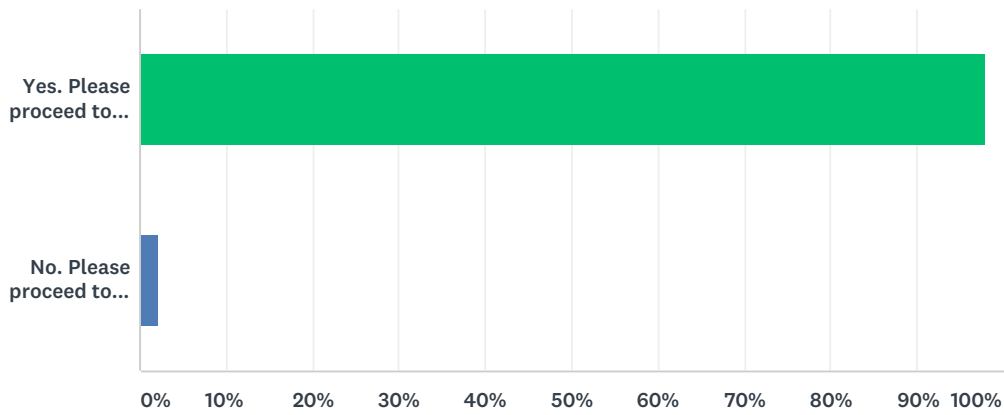
Answered: 202 Skipped: 1



ANSWER CHOICES	RESPONSES	
Yes. Please proceed to Section 1 - Chilton Housing Needs	97.52%	197
No. Please proceed to Section 2 - Village Amenity Needs	2.48%	5
Total Respondents: 202		

## Q2 Section 1 - CHILTON HOUSING NEEDS Are you the head or joint-head of the household?

Answered: 194 Skipped: 9

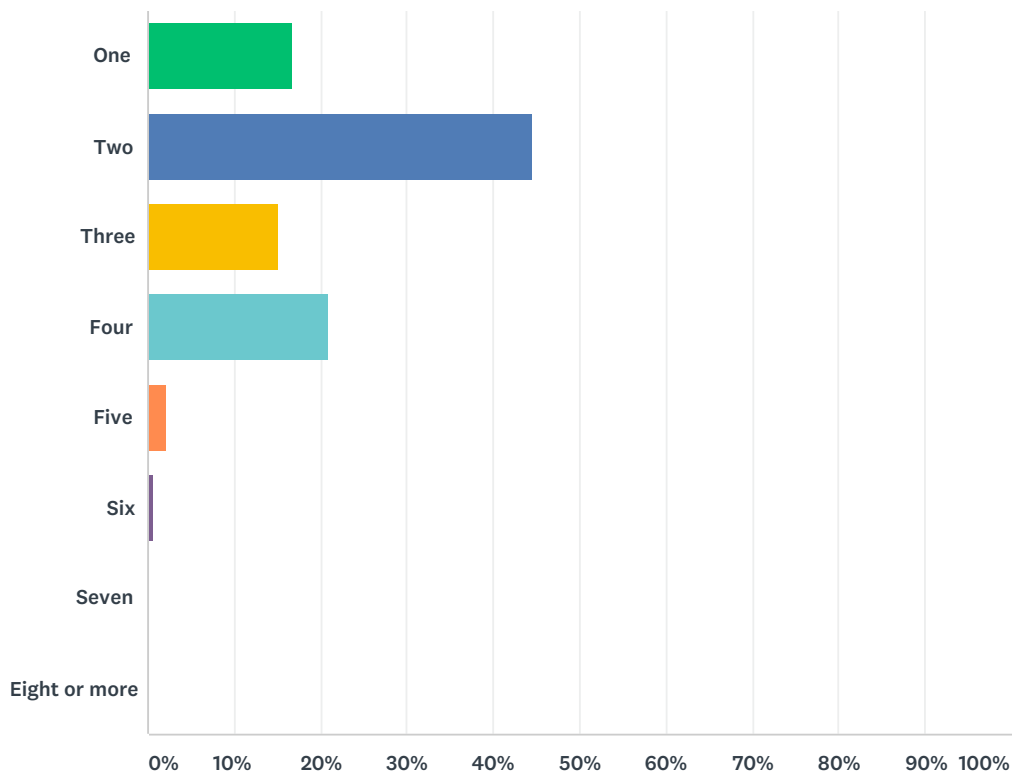


ANSWER CHOICES	RESPONSES	
Yes. Please proceed to Section 1 Part 1 - Household Information	97.94%	190
No. Please proceed to Section 1 Part 2 - Individual Resident Responses	2.06%	4
Total Respondents: 194		



Q3 Section 1 Part 1 – Household Information To be completed by the head or joint head of the household. Your answers to Part 1 will help to build a picture of the types of housing in Chilton and who is living there. HQ-1 How many people are there in your household? i.e. all people that permanently reside at this address in Chilton. (Please tick one answer only)

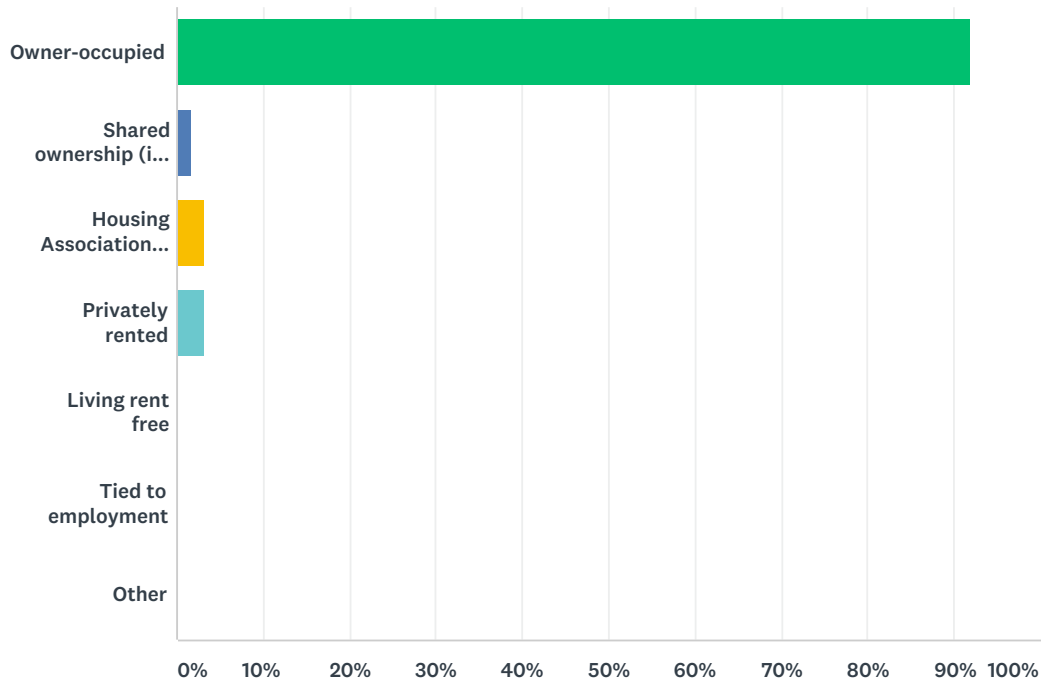
Answered: 186 Skipped: 17



ANSWER CHOICES	RESPONSES	
One	16.67%	31
Two	44.62%	83
Three	15.05%	28
Four	20.97%	39
Five	2.15%	4
Six	0.54%	1
Seven	0.00%	0
Eight or more	0.00%	0
<b>TOTAL</b>		<b>186</b>

### Q4 HQ-2 Which of the following best describes the tenure of your home? (Please tick one answer only)

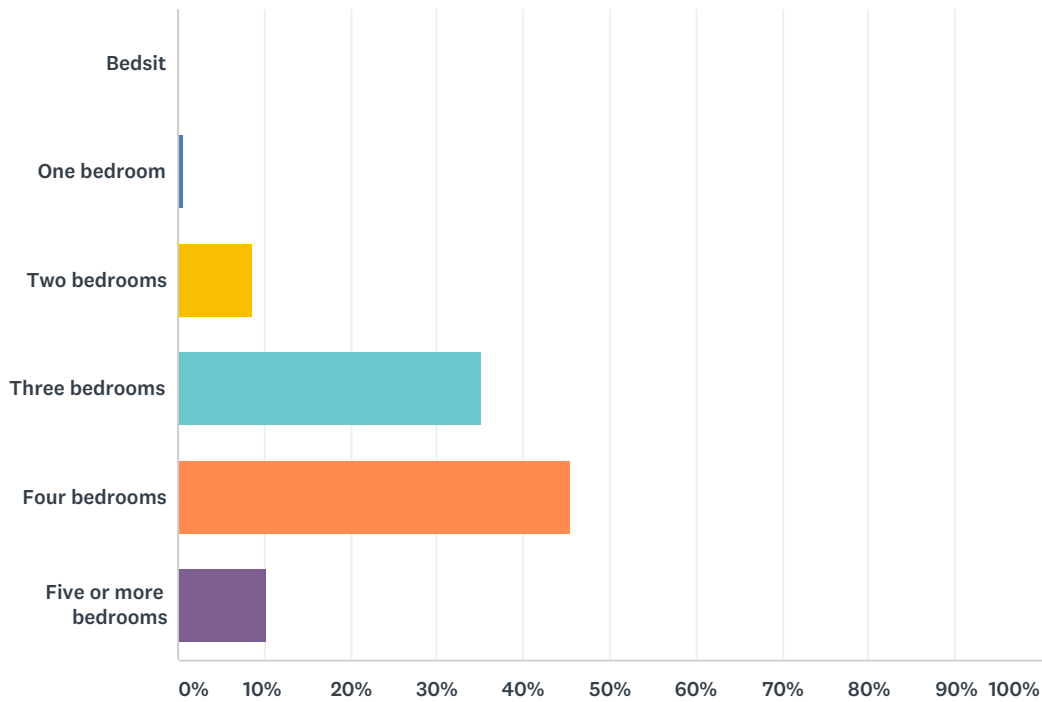
Answered: 186 Skipped: 17



ANSWER CHOICES	RESPONSES	
Owner-occupied	91.94%	171
Shared ownership (i.e. part rented from Housing Association)	1.61%	3
Housing Association rented	3.23%	6
Privately rented	3.23%	6
Living rent free	0.00%	0
Tied to employment	0.00%	0
Other	0.00%	0
<b>TOTAL</b>		<b>186</b>

### Q5 HQ-3 How many bedrooms are in your current home? (Please tick one answer only)

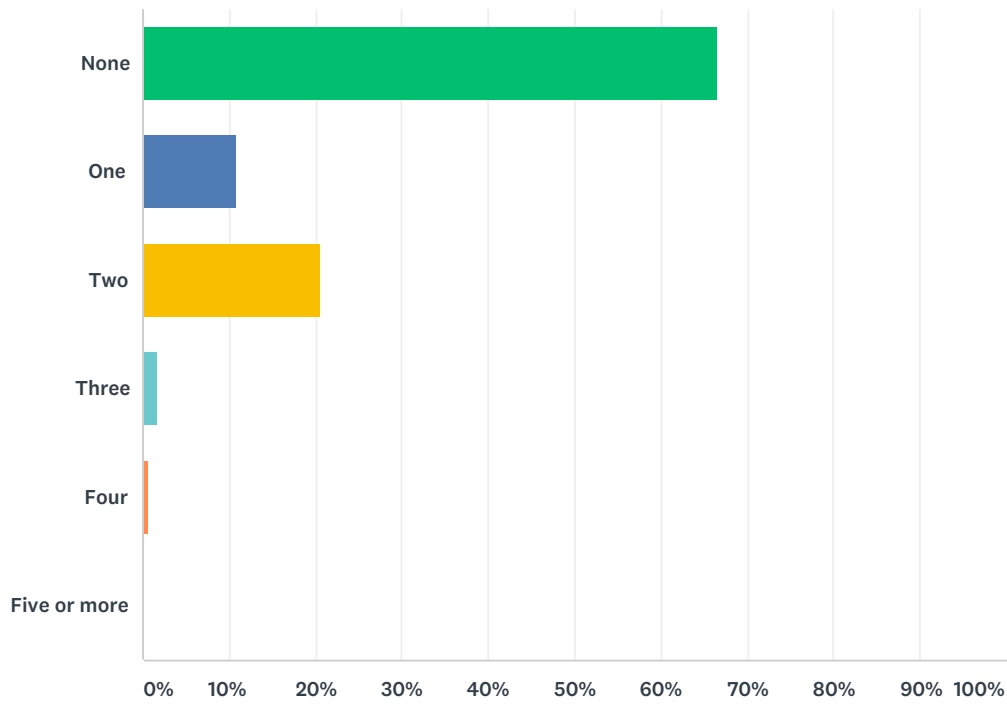
Answered: 185 Skipped: 18



ANSWER CHOICES	RESPONSES	
Bedsit	0.00%	0
One bedroom	0.54%	1
Two bedrooms	8.65%	16
Three bedrooms	35.14%	65
Four bedrooms	45.41%	84
Five or more bedrooms	10.27%	19
<b>TOTAL</b>		<b>185</b>

### Q6 HQ-4 How many children aged under 16 live in your household? (Please tick one answer only)

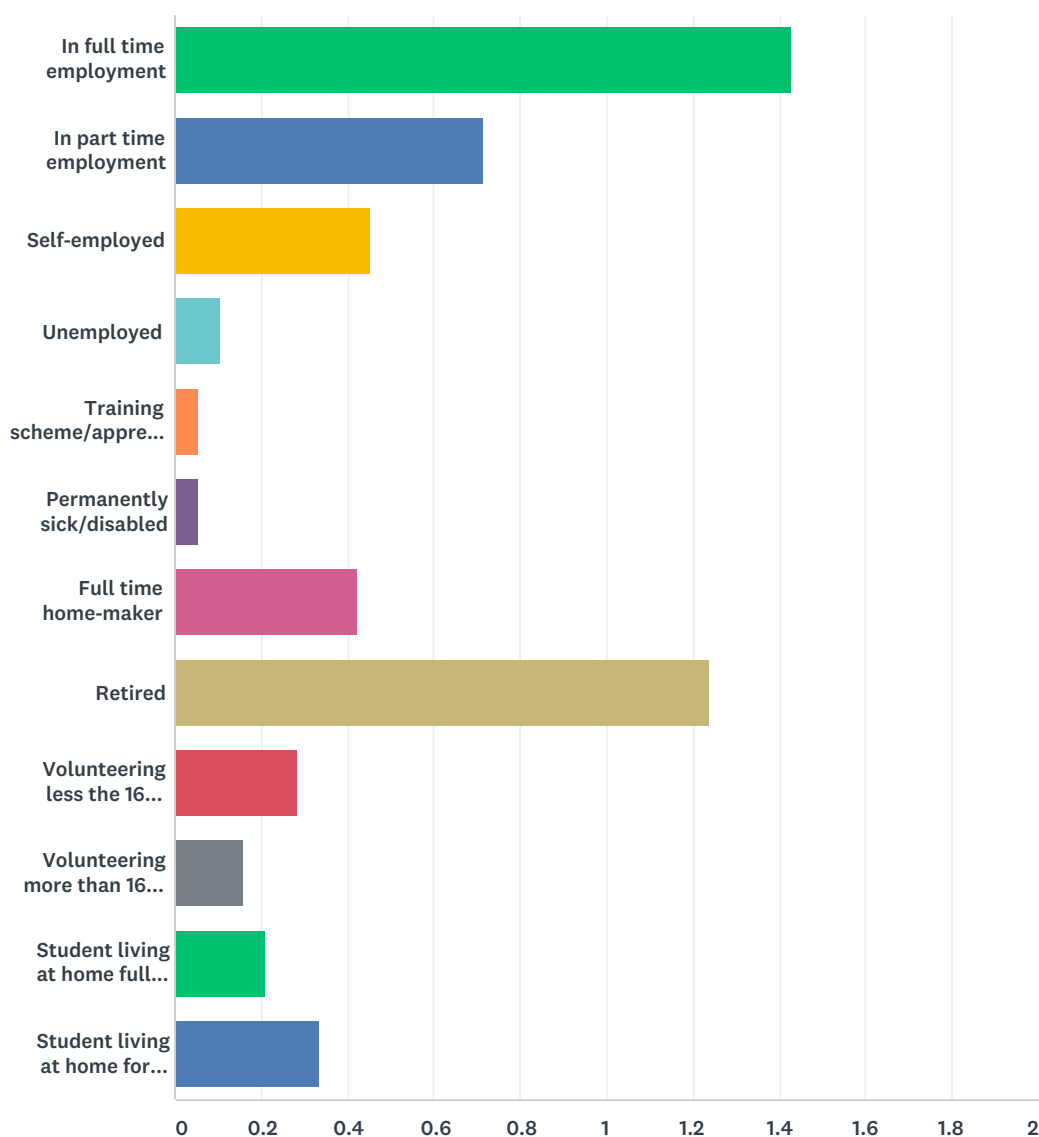
Answered: 185 Skipped: 18



ANSWER CHOICES	RESPONSES	
None	66.49%	123
One	10.81%	20
Two	20.54%	38
Three	1.62%	3
Four	0.54%	1
Five or more	0.00%	0
<b>TOTAL</b>		<b>185</b>

### Q7 HQ-5 For all people over 16 years old, how many work in each of the following categories? (Please give the number)

Answered: 178 Skipped: 25



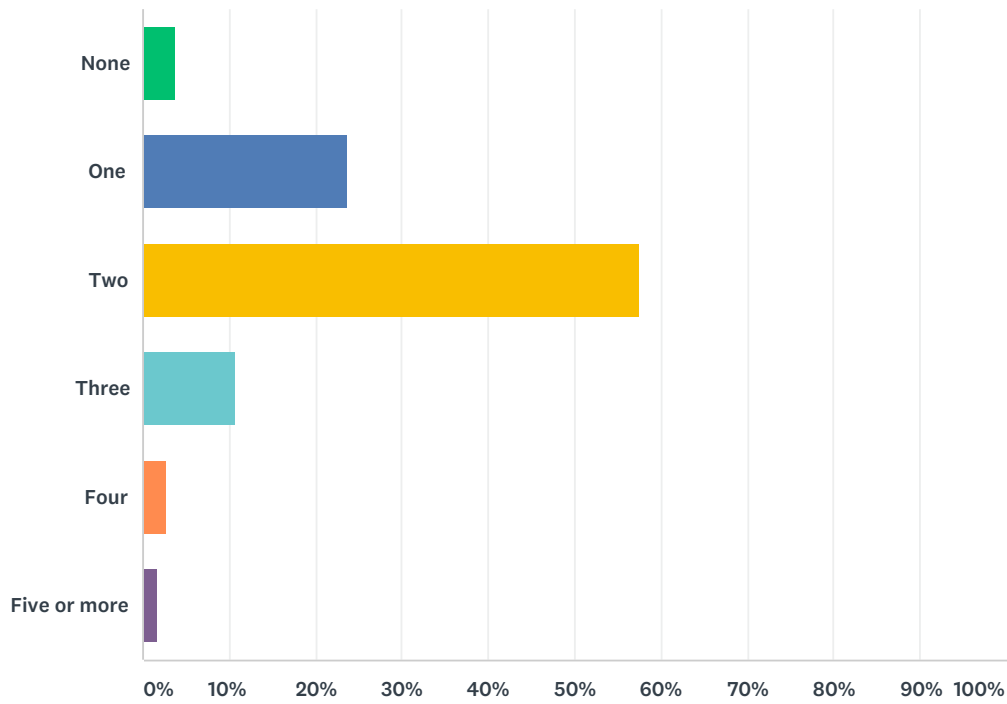
ANSWER CHOICES	AVERAGE NUMBER	TOTAL NUMBER	RESPONSES
In full time employment	1	154	108
In part time employment	1	33	46
Self-employed	0	14	31
Unemployed	0	2	19
Training scheme/apprentice	0	1	19
Permanently sick/disabled	0	1	19
Full time home-maker	0	11	26
Retired	1	109	88
Volunteering less the 16 hrs/week	0	6	21
Volunteering more than 16 hrs/week	0	3	19

## Chilton Neighbourhood Development Plan Survey 2018

Student living at home full time	0	4	19
Student living at home for part of the year	0	7	21
Total Respondents: 178			

### Q8 HQ-6 How many motor vehicles are there in your household? (Please tick one answer only)

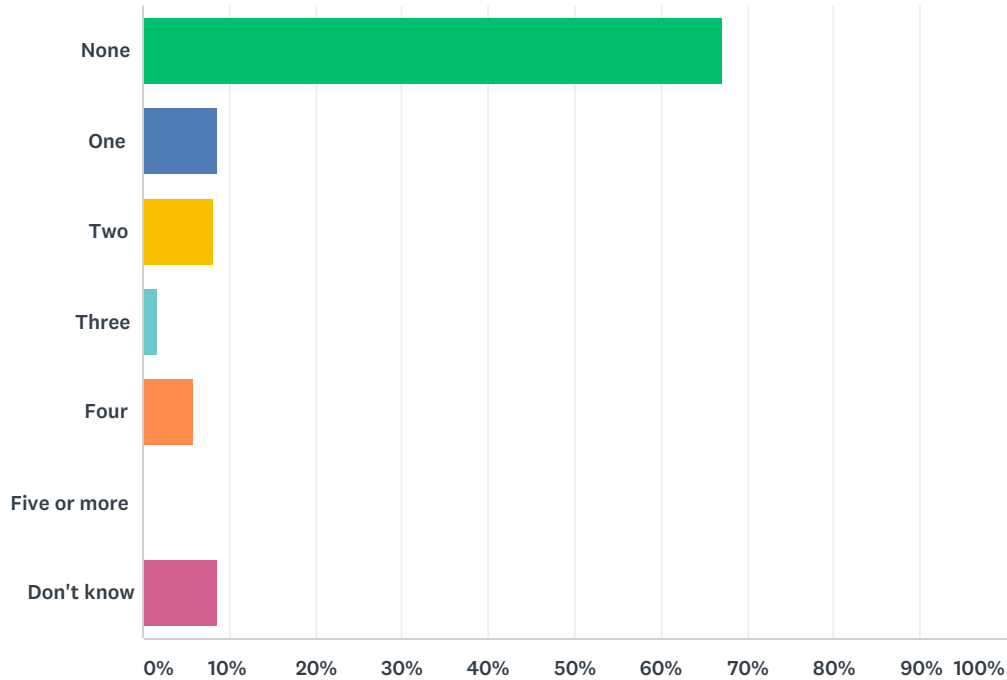
Answered: 186 Skipped: 17



ANSWER CHOICES	RESPONSES	
None	3.76%	7
One	23.66%	44
Two	57.53%	107
Three	10.75%	20
Four	2.69%	5
Five or more	1.61%	3
<b>TOTAL</b>		<b>186</b>

**Q9 HQ-7 How many people in your household are likely to move or need a new or different home in the next five years? (Please tick one answer only)**

Answered: 186 Skipped: 17

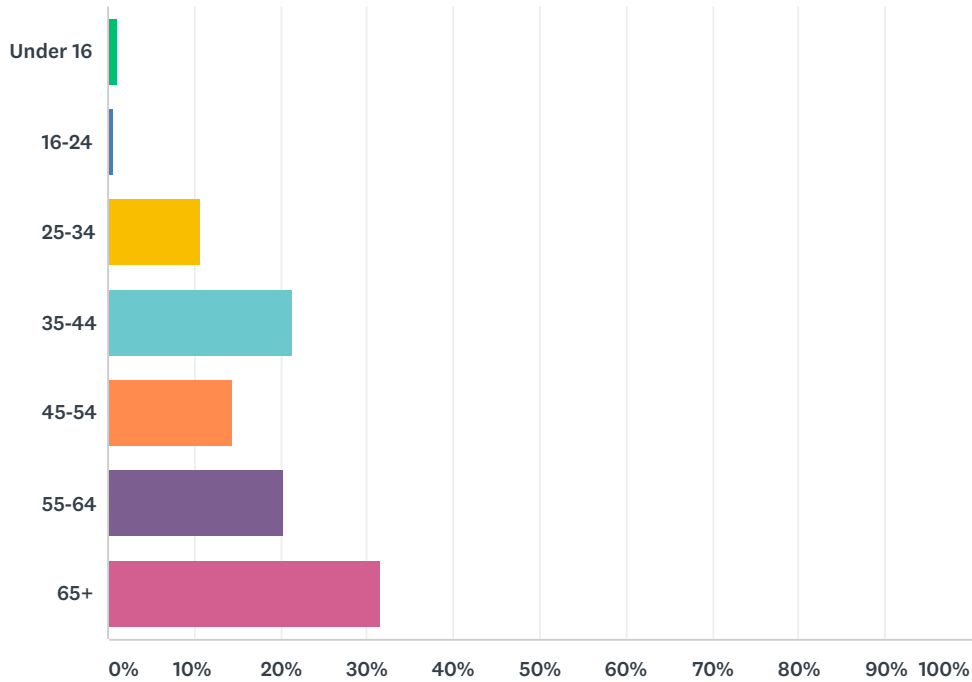


ANSWER CHOICES	RESPONSES	
None	67.20%	125
One	8.60%	16
Two	8.06%	15
Three	1.61%	3
Four	5.91%	11
Five or more	0.00%	0
Don't know	8.60%	16
<b>TOTAL</b>		<b>186</b>



**Q10 Section 1 Part 2 – Individual Resident Responses** To be completed by individual members of the household. These questions relate to your household’s housing needs. Your answers will help to identify priorities for housing in Chilton. **HQ-8 How old are you? (Please tick one answer only)**

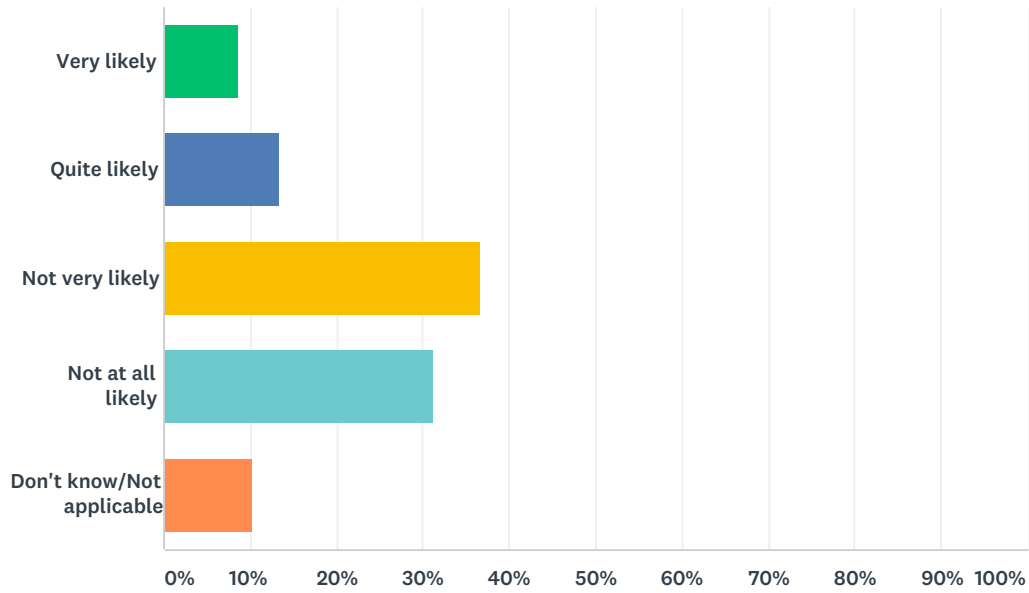
Answered: 187 Skipped: 16



ANSWER CHOICES	RESPONSES	
Under 16	1.07%	2
16-24	0.53%	1
25-34	10.70%	20
35-44	21.39%	40
45-54	14.44%	27
55-64	20.32%	38
65+	31.55%	59
<b>TOTAL</b>		<b>187</b>

### Q11 HQ-9 How likely are you to move home in the next five years? (Please tick one answer only)

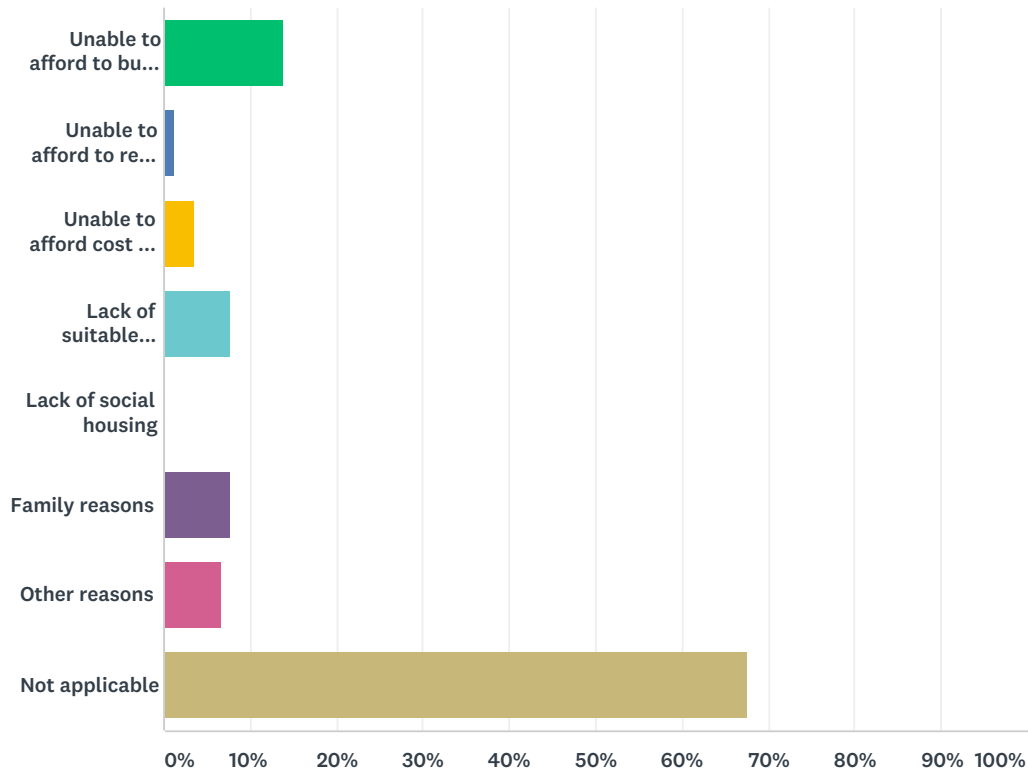
Answered: 186 Skipped: 17



ANSWER CHOICES	RESPONSES	
Very likely	8.60%	16
Quite likely	13.44%	25
Not very likely	36.56%	68
Not at all likely	31.18%	58
Don't know/Not applicable	10.22%	19
<b>TOTAL</b>		<b>186</b>

**Q12 HQ-10 If you would like to move now but cannot, which if any of the following reasons are preventing this? (Please tick all answers that apply)**

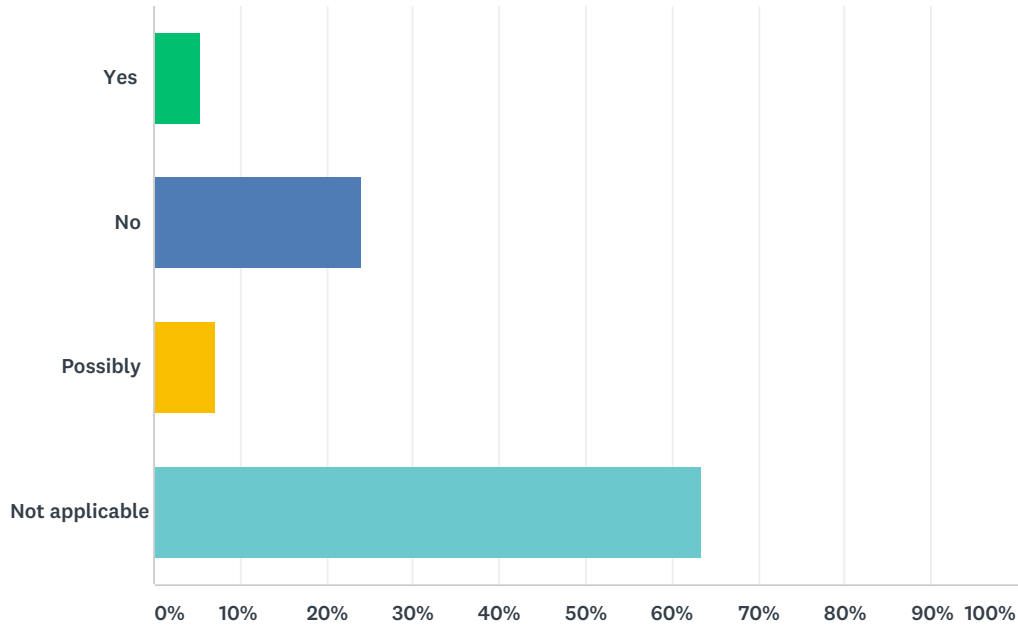
Answered: 166 Skipped: 37



ANSWER CHOICES	RESPONSES	
Unable to afford to buy housing	13.86%	23
Unable to afford to rent housing	1.20%	2
Unable to afford cost of moving	3.61%	6
Lack of suitable housing to meet needs	7.83%	13
Lack of social housing	0.00%	0
Family reasons	7.83%	13
Other reasons	6.63%	11
Not applicable	67.47%	112
Total Respondents: 166		

**Q13 HQ-11 If you are currently, or may in the future be, employed on Harwell Campus would you consider moving to any future residential development on the Campus, built specifically to accommodate employees? (Please tick one answer only)**

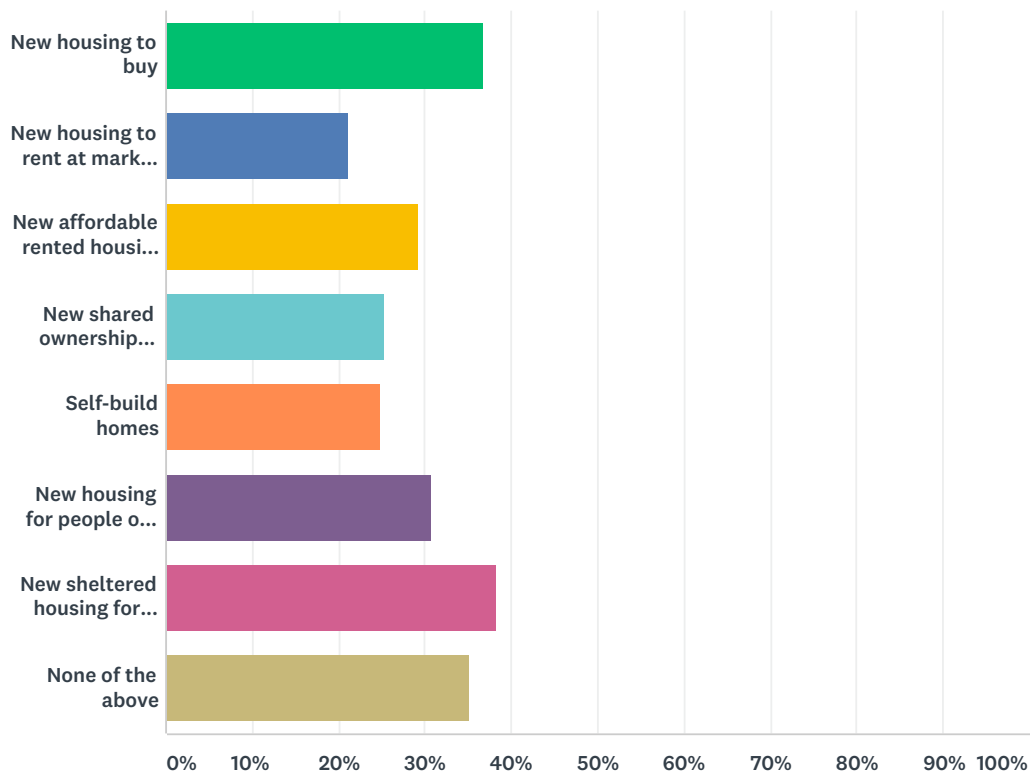
Answered: 183 Skipped: 20



ANSWER CHOICES	RESPONSES	
Yes	5.46%	10
No	24.04%	44
Possibly	7.10%	13
Not applicable	63.39%	116
<b>TOTAL</b>		<b>183</b>

## Q14 HQ-12 Thinking about people who need housing and have genuine links to Chilton, how likely are you in principle to support any of the following: (Please tick all answers that apply)

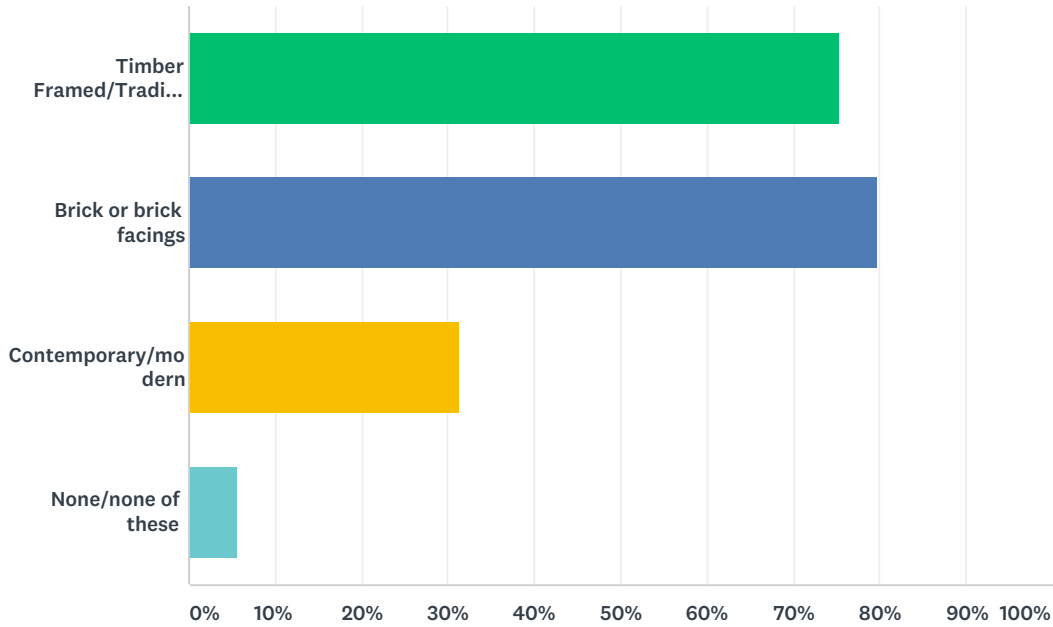
Answered: 185 Skipped: 18



ANSWER CHOICES	RESPONSES	
New housing to buy	36.76%	68
New housing to rent at market rates	21.08%	39
New affordable rented housing provided by a Housing Association	29.19%	54
New shared ownership housing	25.41%	47
Self-build homes	24.86%	46
New housing for people over 55 years	30.81%	57
New sheltered housing for older people (assisted living)	38.38%	71
None of the above	35.14%	65
Total Respondents: 185		

Q15 HQ-13 There are many styles of house in Chilton village east and west of the A34. Which of the following do you think are suitable styles of housing for these locations? (Please tick all answers that you think are suitable)HQ-13a Older village, east of A34

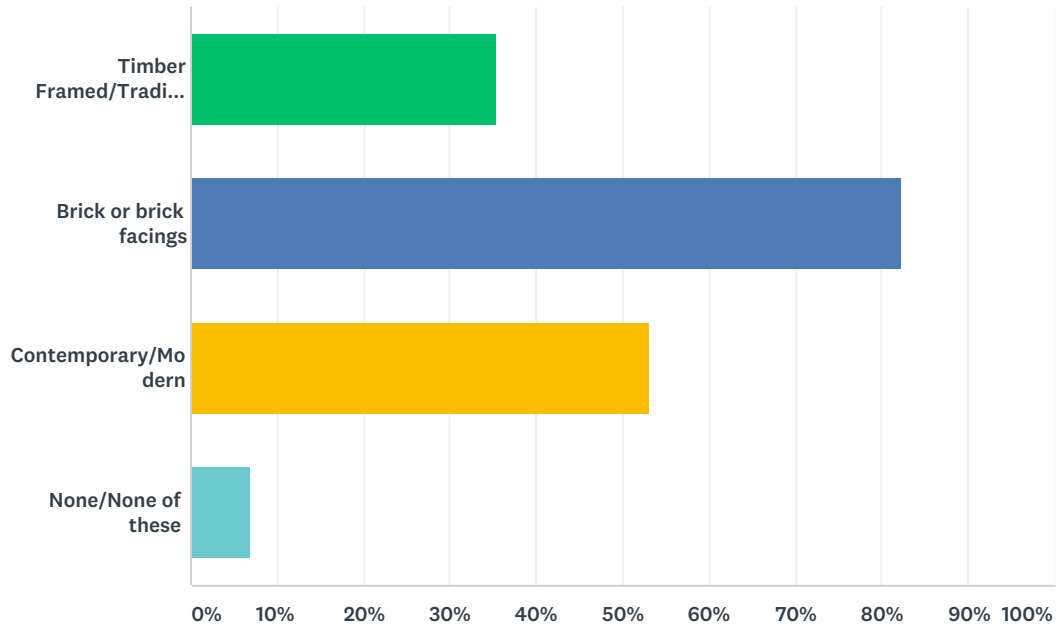
Answered: 178 Skipped: 25



ANSWER CHOICES	RESPONSES	
Timber Framed/Traditional	75.28%	134
Brick or brick facings	79.78%	142
Contemporary/modern	31.46%	56
None of these	5.62%	10
Total Respondents: 178		

## Q16 HQ13b Newer village, west of A34

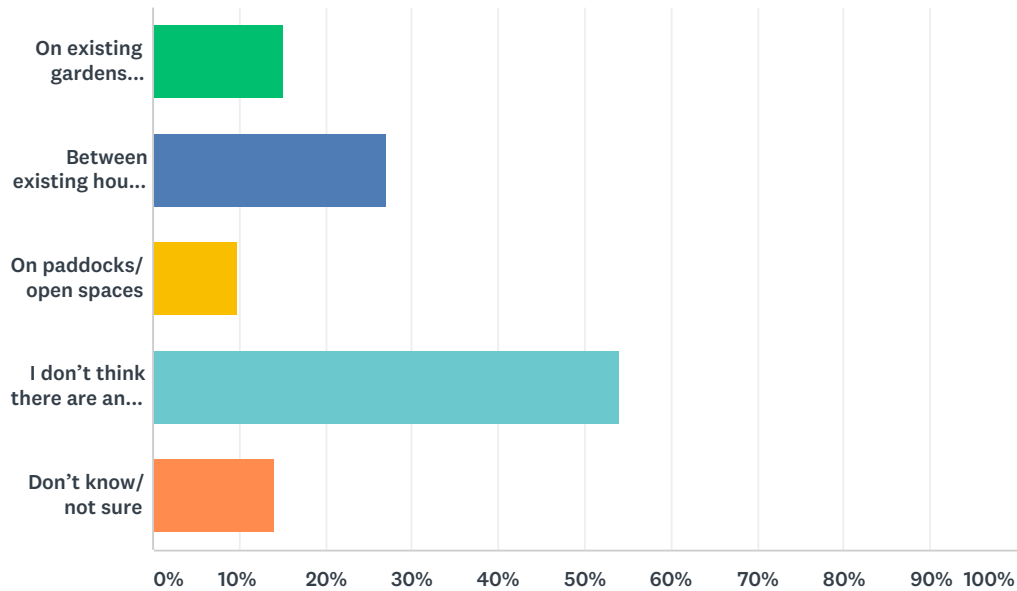
Answered: 175 Skipped: 28



ANSWER CHOICES	RESPONSES	
Timber Framed/Traditional	35.43%	62
Brick or brick facings	82.29%	144
Contemporary/Modern	53.14%	93
None/None of these	6.86%	12
Total Respondents: 175		

**Q17 HQ-14 Please indicate below the general locations where you think new homes should be built in or around the village. (Please tick all locations that you think are suitable for new homes)**

Answered: 185 Skipped: 18

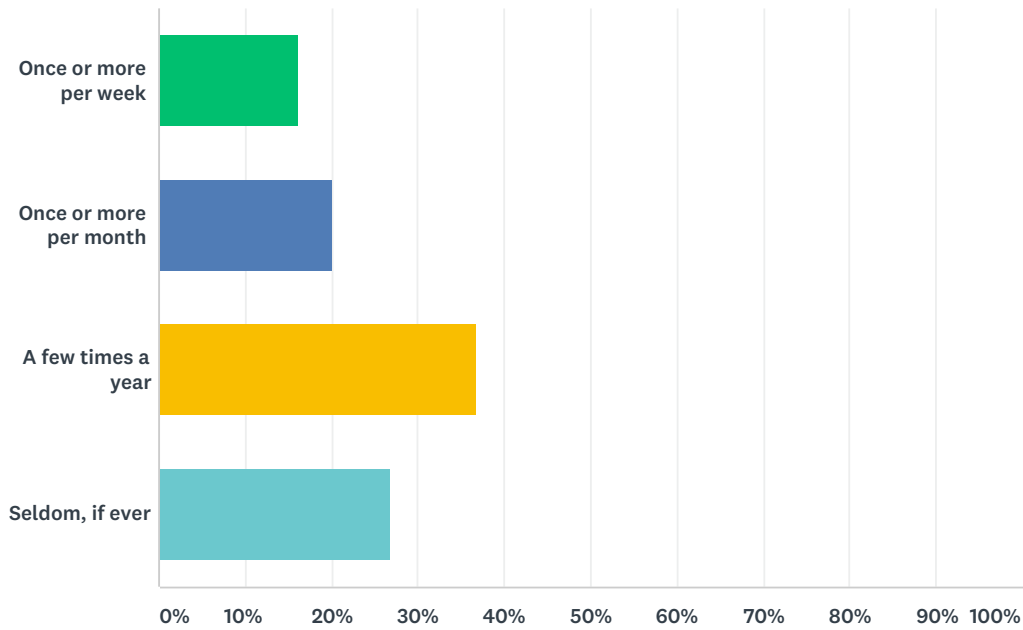


ANSWER CHOICES	RESPONSES	
On existing gardens (backfill)	15.14%	28
Between existing houses (infill)	27.03%	50
On paddocks/ open spaces	9.73%	18
I don't think there are any suitable locations	54.05%	100
Don't know/ not sure	14.05%	26
Total Respondents: 185		



**Q18 Section 2 VILLAGE AMENITY NEEDS** To be completed by all people with an interest in Chilton Village  
**Section 2 - Part 1 Village Hall & Community Room** The Village Hall is situated to the east of the A34 in the older part of Chilton. The Community Room is situated to the west of the A34 in Chilton Field.  
**IQ-1** How often do you attend a function or activity held in either the Village Hall or Community Room? (Please tick one answer only)

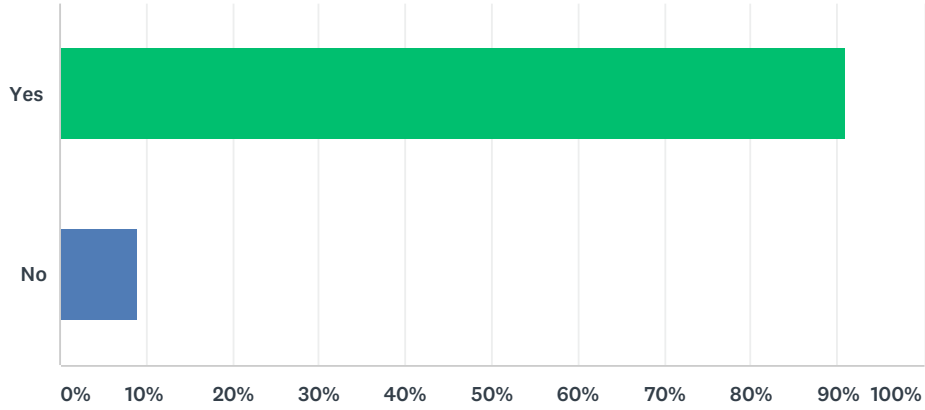
Answered: 179 Skipped: 24



ANSWER CHOICES	RESPONSES	
Once or more per week	16.20%	29
Once or more per month	20.11%	36
A few times a year	36.87%	66
Seldom, if ever	26.82%	48
<b>TOTAL</b>		<b>179</b>

**Q19 IQ-2 Do you know how to find out information for booking these facilities or on activities such as clubs and societies using these facilities? (Please tick one answer only.)**

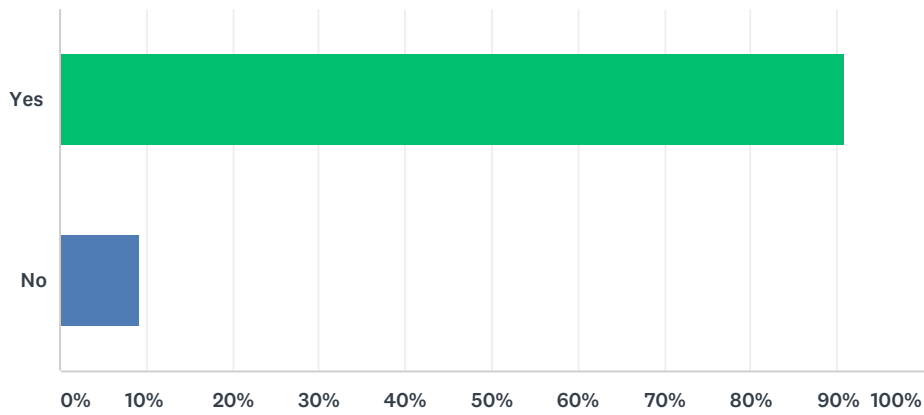
Answered: 177 Skipped: 26



ANSWER CHOICES	RESPONSES	
Yes	90.96%	161
No	9.04%	16
TOTAL		177

**Q20 IQ-3 Do you think that these facilities meet your current needs?  
Village Hall (Please tick all answers that apply)**

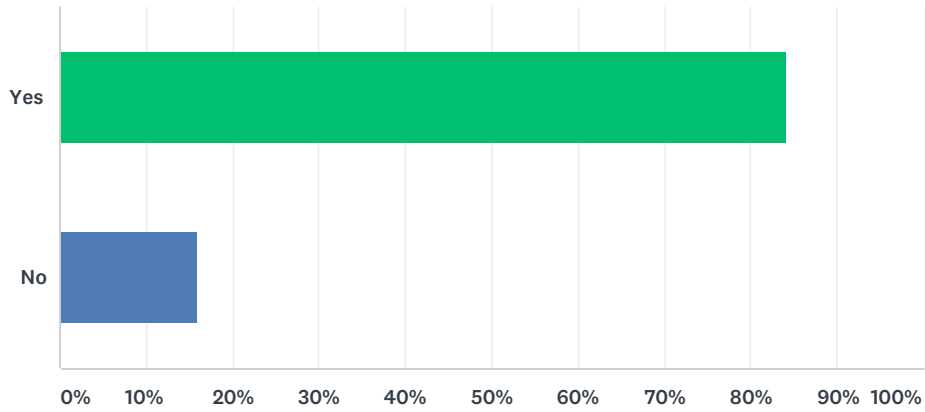
Answered: 172 Skipped: 31



ANSWER CHOICES	RESPONSES	
Yes	90.70%	156
No	9.30%	16
<b>TOTAL</b>		<b>172</b>

## Q21 Community Room

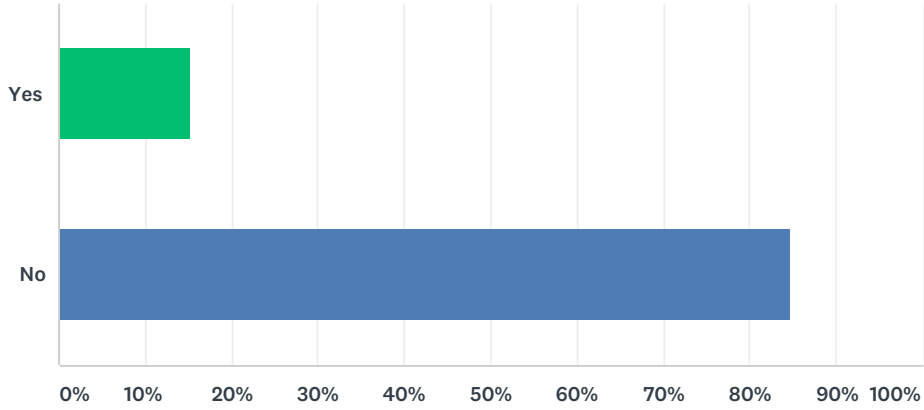
Answered: 150 Skipped: 53



ANSWER CHOICES	RESPONSES	
Yes	84.00%	126
No	16.00%	24
TOTAL		150

**Q22 IQ-4 Do you think there is a need for further improvements or expansion of the Village Hall or Community Room? (Please tick all answers that apply)Village Hall**

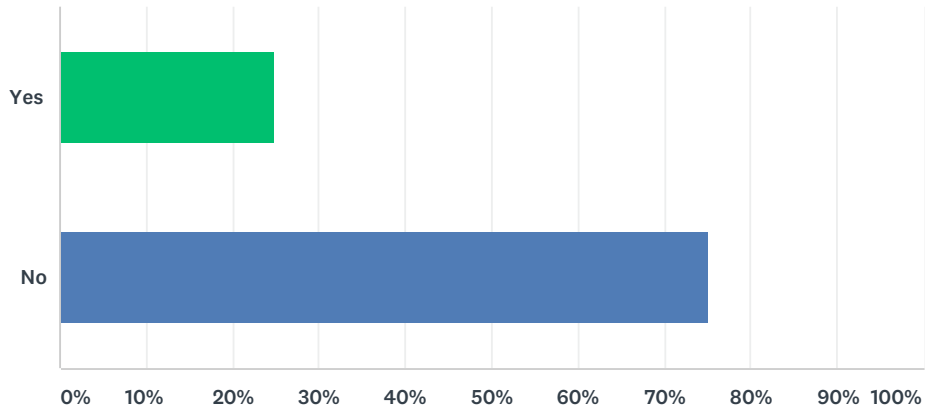
Answered: 164 Skipped: 39



ANSWER CHOICES	RESPONSES	
Yes	15.24%	25
No	84.76%	139
TOTAL		164

## Q23 Community Room

Answered: 129 Skipped: 74

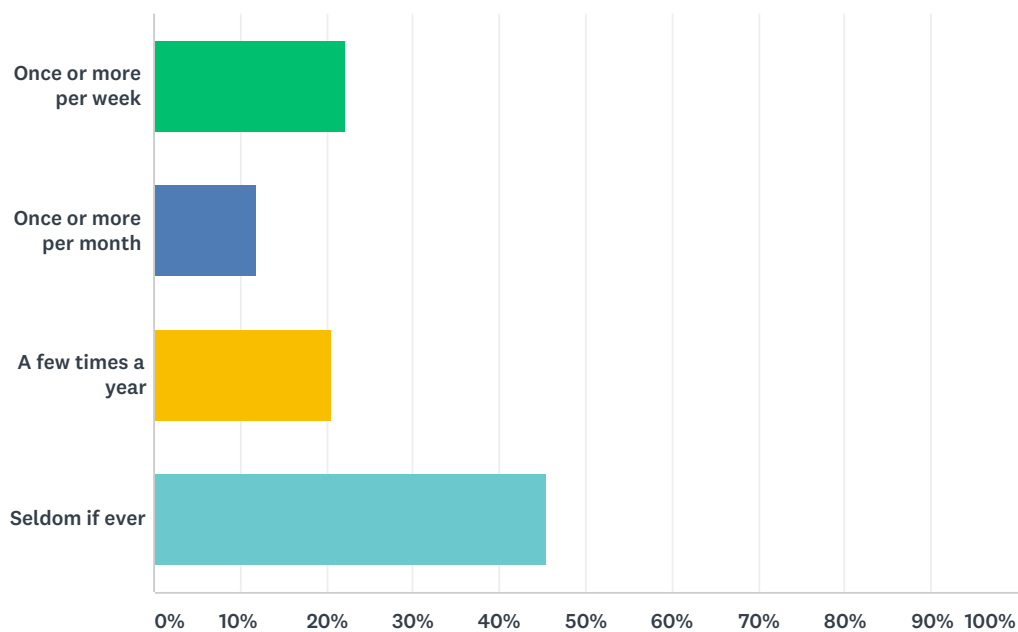


ANSWER CHOICES	RESPONSES	
Yes	24.81%	32
No	75.19%	97
TOTAL		129

**Q24 Section 2 - Part 2 Recreational Facilities** Toddlers or children’s play areas are situated near the Village Hall, at Hill Piece and near the Community Room. A hard surface and wall marked for various sports and goal posts are situated on the playing fields adjacent to the Village Hall. Recreational facilities aimed at the 11-18 age range are in the process of being constructed on the open space adjacent to the Community Room. In addition, there are open green spaces used for recreation within housing areas e.g. at Crafts End and on Chilton Field.

**IQ-5** How often do you, or a member of your household, make use of one or more of the play facilities? (Please tick one answer only)

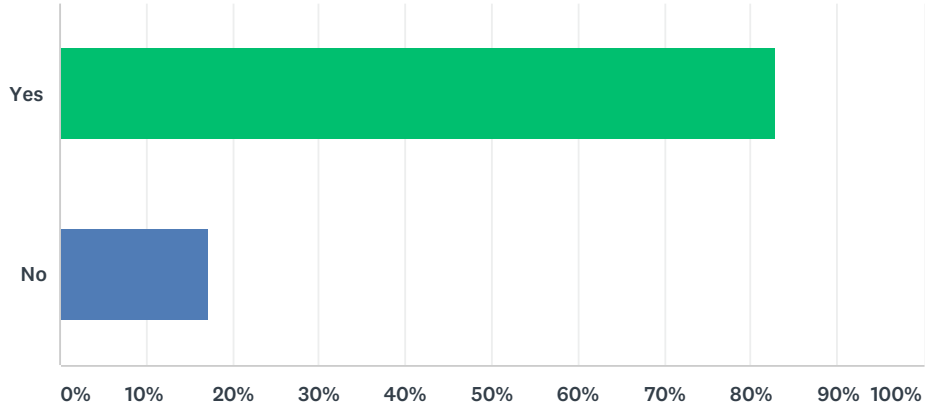
Answered: 176 Skipped: 27



ANSWER CHOICES	RESPONSES	
Once or more per week	22.16%	39
Once or more per month	11.93%	21
A few times a year	20.45%	36
Seldom if ever	45.45%	80
<b>TOTAL</b>		<b>176</b>

**Q25 IQ-6 Do you think that the play facilities meet the current needs of Chilton village? (Please tick all answers that apply)Those near the Village Hall**

Answered: 164 Skipped: 39

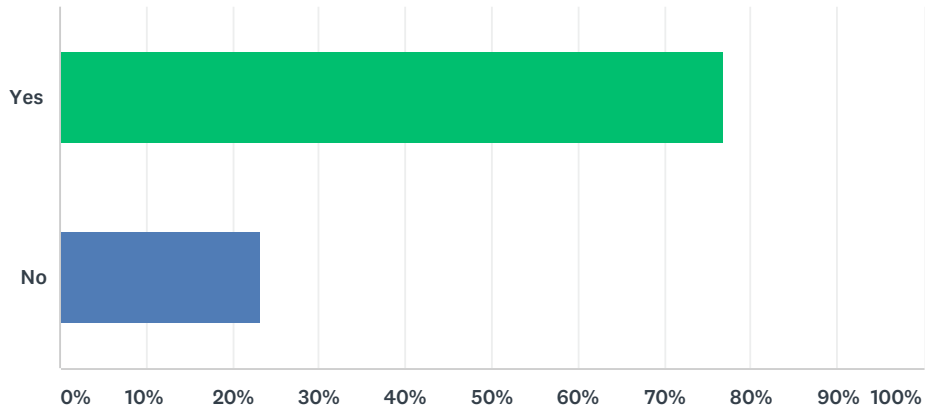


ANSWER CHOICES	RESPONSES	
Yes	82.93%	136
No	17.07%	28
<b>TOTAL</b>		<b>164</b>



## Q26 Those at Hill Piece

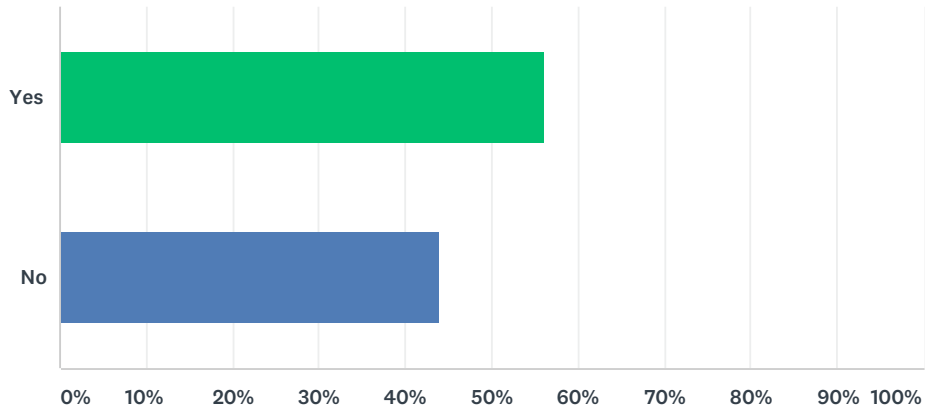
Answered: 138 Skipped: 65



ANSWER CHOICES	RESPONSES	
Yes	76.81%	106
No	23.19%	32
TOTAL		138

## Q27 Those near the Community Room

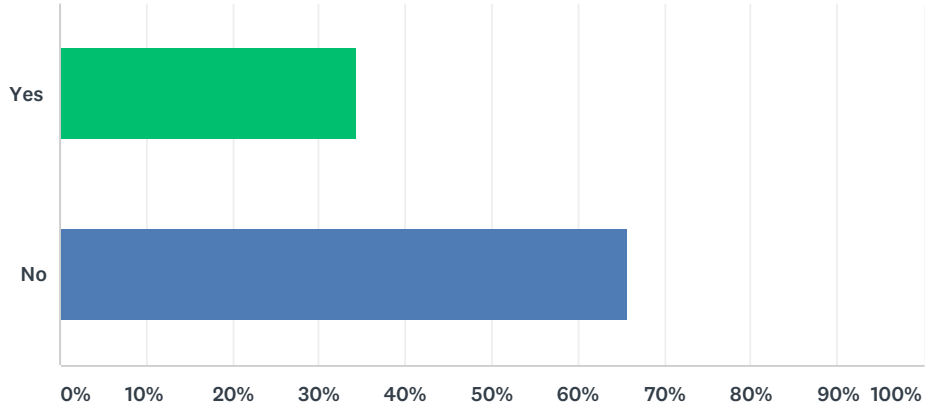
Answered: 132 Skipped: 71



ANSWER CHOICES	RESPONSES	
Yes	56.06%	74
No	43.94%	58
TOTAL		132

**Q28 IQ-7 Do you think there is a need for further development of play or other recreational facilities for children or young people? (Please tick all answers that apply)Near the Village Hall**

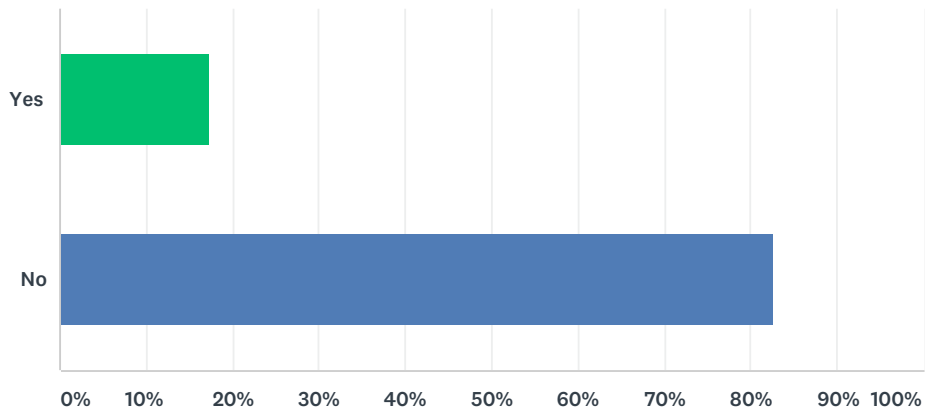
Answered: 157 Skipped: 46



ANSWER CHOICES	RESPONSES	
Yes	34.39%	54
No	65.61%	103
TOTAL		157

## Q29 At Hill Piece

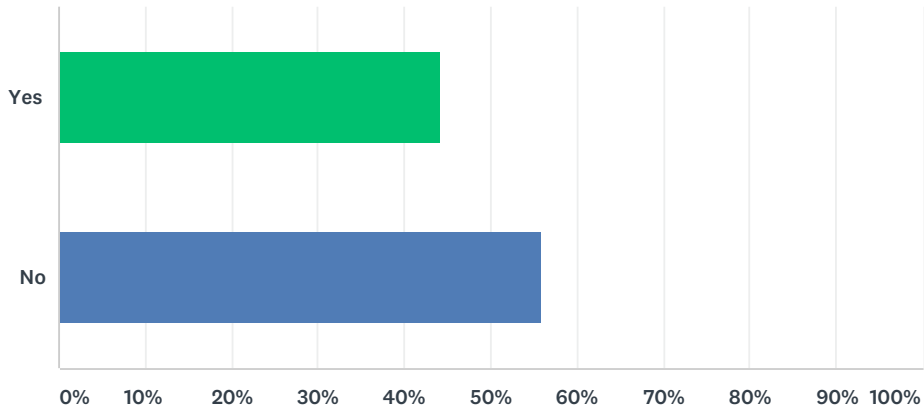
Answered: 126 Skipped: 77



ANSWER CHOICES	RESPONSES	
Yes	17.46%	22
No	82.54%	104
TOTAL		126

### Q30 Near the Community Room

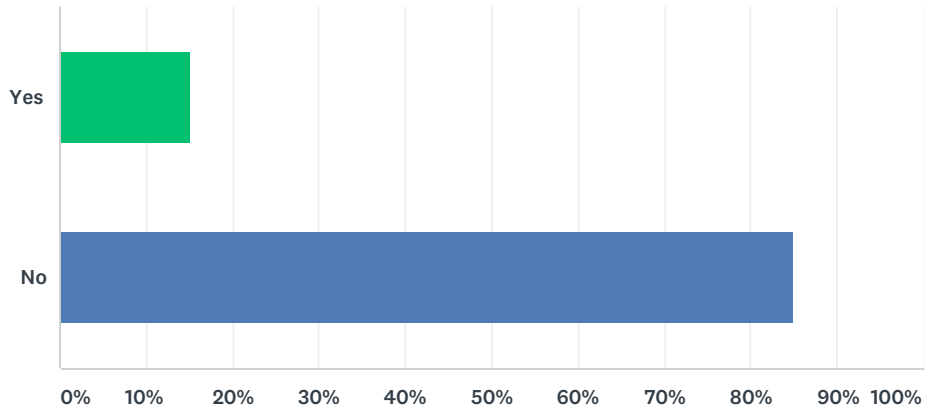
Answered: 127 Skipped: 76



ANSWER CHOICES	RESPONSES	
Yes	44.09%	56
No	55.91%	71
TOTAL		127

### Q31 Elsewhere in Chilton

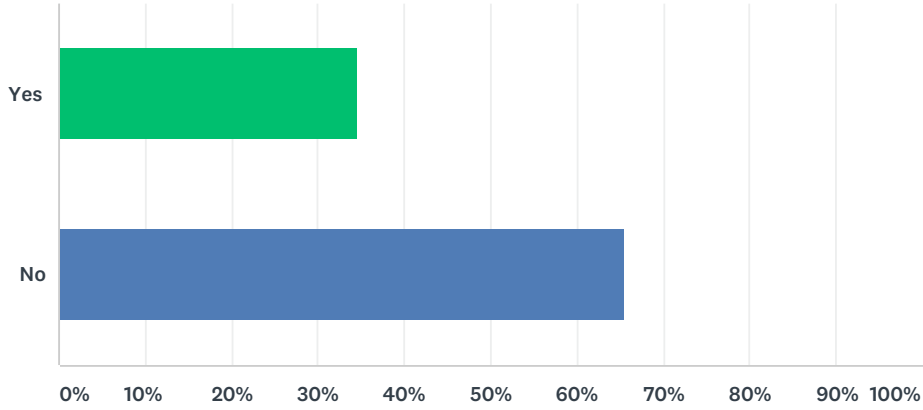
Answered: 132 Skipped: 71



ANSWER CHOICES	RESPONSES	
Yes	15.15%	20
No	84.85%	112
TOTAL		132

**Q32 IQ-8 Do you think there is a need for further development of recreational facilities for use by, but not necessarily exclusively, adults? (Please tick all answers that apply) By the Village Hall**

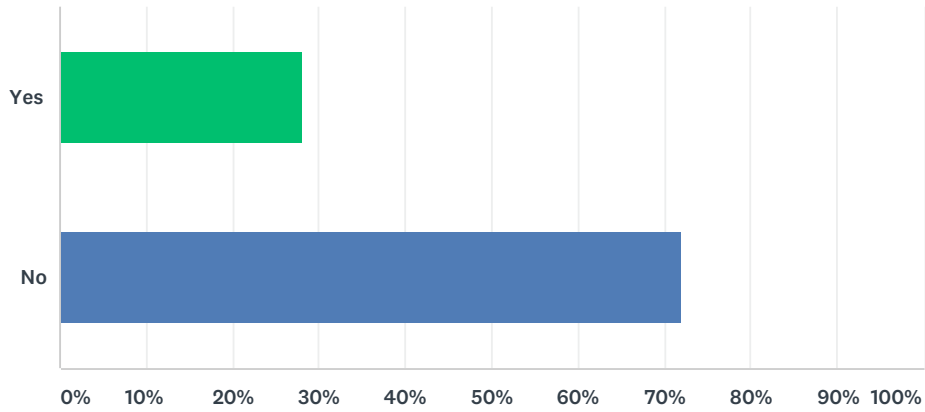
Answered: 159 Skipped: 44



ANSWER CHOICES	RESPONSES	
Yes	34.59%	55
No	65.41%	104
<b>TOTAL</b>		<b>159</b>

### Q33 By the Community Room

Answered: 139 Skipped: 64

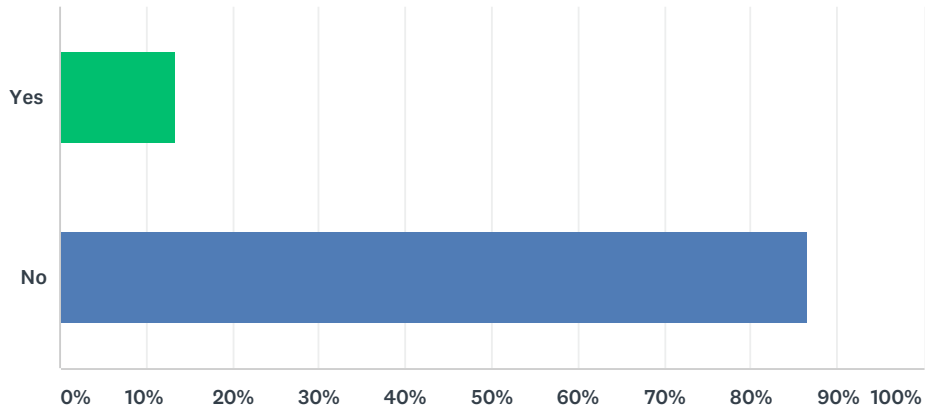


ANSWER CHOICES	RESPONSES	
Yes	28.06%	39
No	71.94%	100
TOTAL		139



### Q34 Elsewhere in Chilton

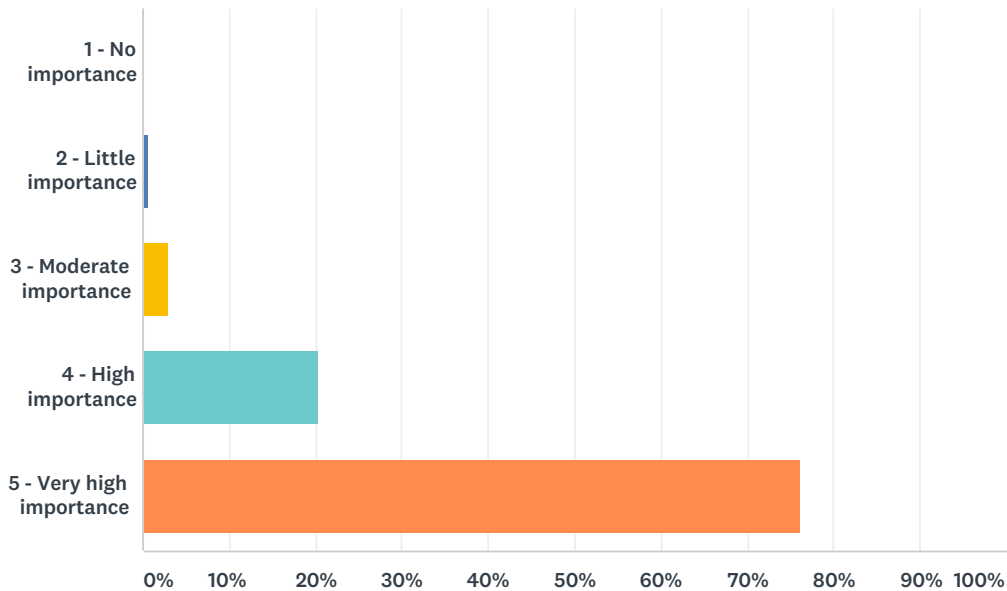
Answered: 135 Skipped: 68



ANSWER CHOICES	RESPONSES	
Yes	13.33%	18
No	86.67%	117
TOTAL		135

**Q35 IQ-9** What level of importance do you attach to open green spaces within or adjacent to housing areas for recreational use or visual appeal? (1 – No importance, 2 - Little importance, 3 – Moderate importance, 4 – High importance, 5 – Very high importance) Please indicate on a scale of 1 -5

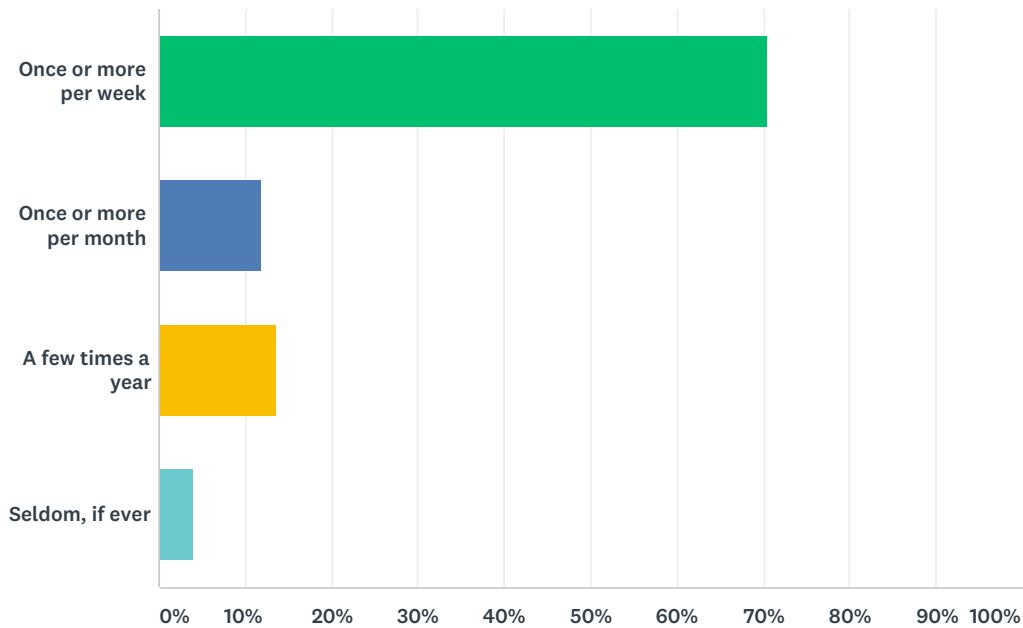
Answered: 172 Skipped: 31



ANSWER CHOICES	RESPONSES	
1 - No importance	0.00%	0
2 - Little importance	0.58%	1
3 - Moderate importance	2.91%	5
4 - High importance	20.35%	35
5 - Very high importance	76.16%	131
<b>TOTAL</b>		<b>172</b>

**Q36 Section 2 - Part 3. Footpaths, Bridleways, Cycleways and Byways** There is a network of public rights of way, other than roads, within the CNDP designated area giving access to the surrounding areas such as the Ridgeway and Harwell Campus. **IQ-10** How often do you, make use of one or more of the public rights of way, other than roads? (Please tick one answer only)

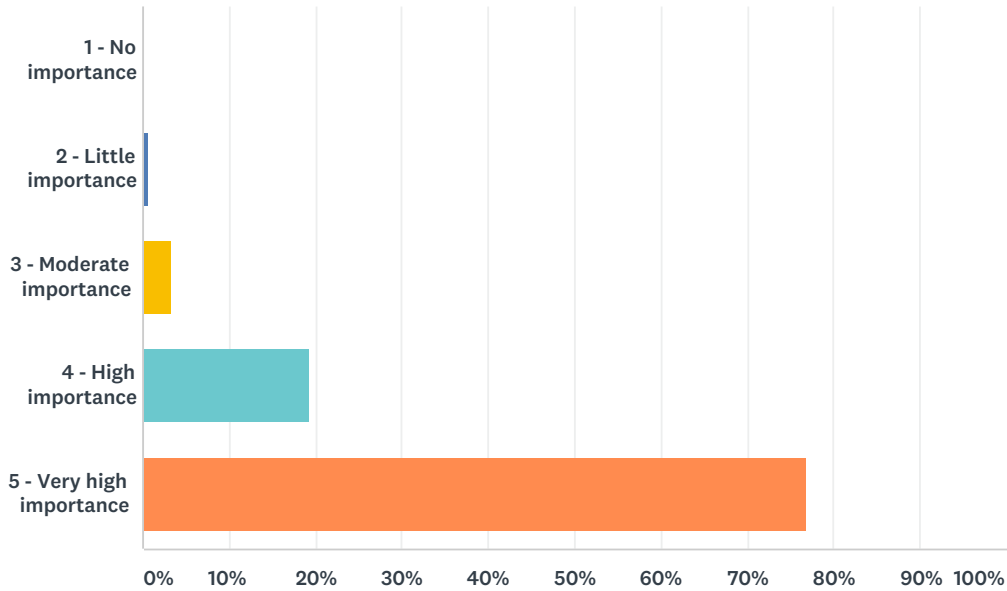
Answered: 176 Skipped: 27



ANSWER CHOICES	RESPONSES	
Once or more per week	70.45%	124
Once or more per month	11.93%	21
A few times a year	13.64%	24
Seldom, if ever	3.98%	7
<b>TOTAL</b>		<b>176</b>

**Q37 IQ-11 What level of importance do you attach to the need to maintain access by public rights of way, other than roads, to the surrounding areas of Chilton village (1 – No importance, 2 - Little importance, 3 – Moderate importance, 4 – High importance, 5 – Very high importance)Please indicate on a scale of 1 -5**

Answered: 177 Skipped: 26

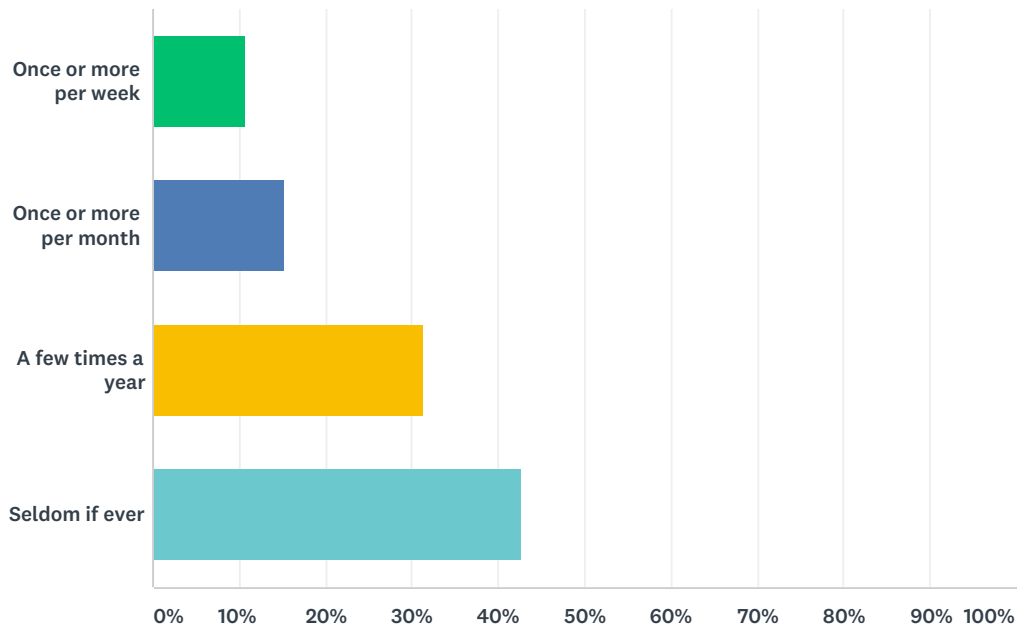


ANSWER CHOICES	RESPONSES	
1 - No importance	0.00%	0
2 - Little importance	0.56%	1
3 - Moderate importance	3.39%	6
4 - High importance	19.21%	34
5 - Very high importance	76.84%	136
<b>TOTAL</b>		<b>177</b>

Q38 Section 2 - Part 4 Public Transport Currently there is a bus service (X32) to Wantage and Didcot passing along the A4185 adjacent to Chilton Field and passing through that part of the village east of the A34. Most of the X32 buses to Didcot go on to Oxford. IQ-

12 How often do you make use of the public bus service? (Please tick one answer only)

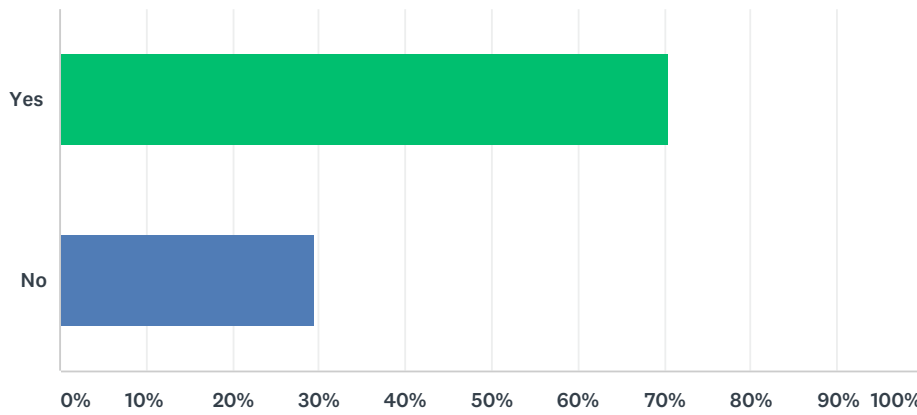
Answered: 178 Skipped: 25



ANSWER CHOICES	RESPONSES	
Once or more per week	10.67%	19
Once or more per month	15.17%	27
A few times a year	31.46%	56
Seldom if ever	42.70%	76
TOTAL		178

**Q39 IQ-13 Do you regard the current bus service as meeting your needs? (Please tick all answers that apply)**

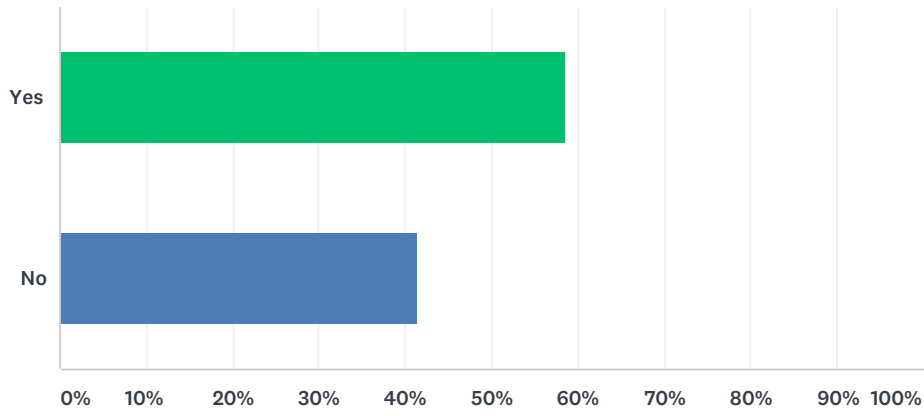
Answered: 163 Skipped: 40



ANSWER CHOICES	RESPONSES	
Yes	70.55%	115
No	29.45%	48
<b>TOTAL</b>		<b>163</b>

### Q40 If No, how would you like the service to be improved? Higher frequency of buses on existing routes

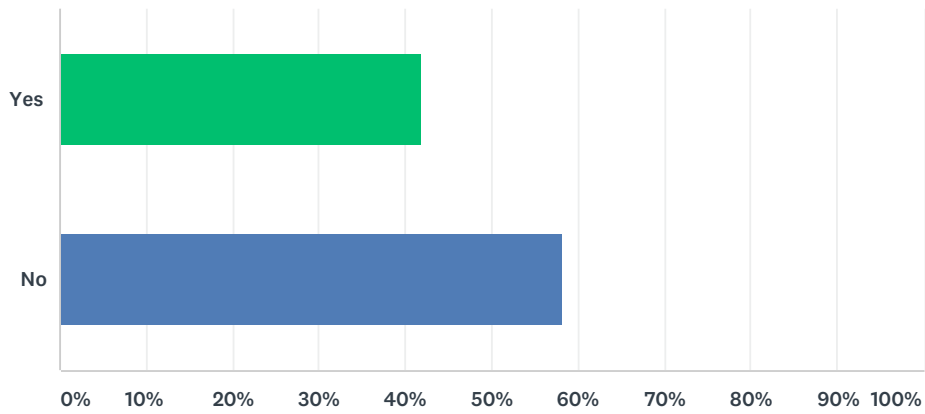
Answered: 82 Skipped: 121



ANSWER CHOICES	RESPONSES	
Yes	58.54%	48
No	41.46%	34
TOTAL		82

## Q41 Extending the daily start times

Answered: 79 Skipped: 124

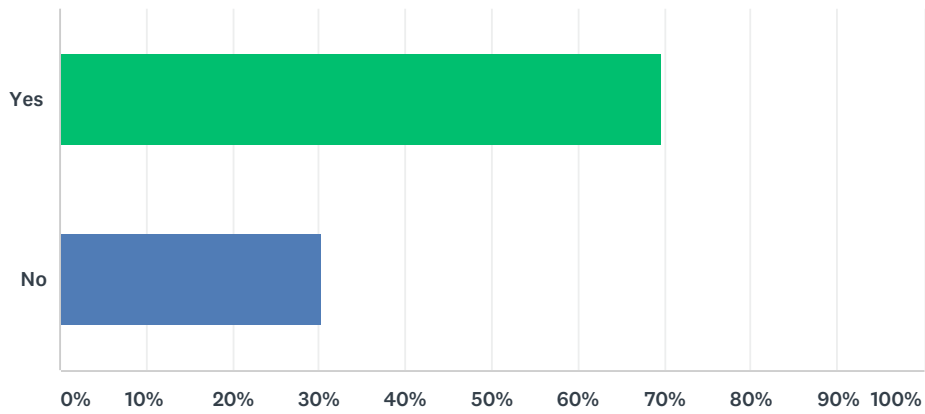


ANSWER CHOICES	RESPONSES	
Yes	41.77%	33
No	58.23%	46
TOTAL		79



## Q42 Extending the daily finish times

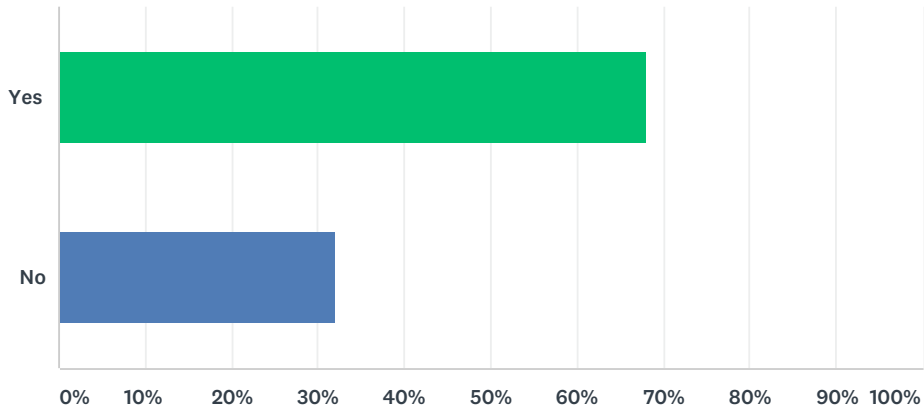
Answered: 86 Skipped: 117



ANSWER CHOICES	RESPONSES	
Yes	69.77%	60
No	30.23%	26
TOTAL		86

### Q43 More services at weekends

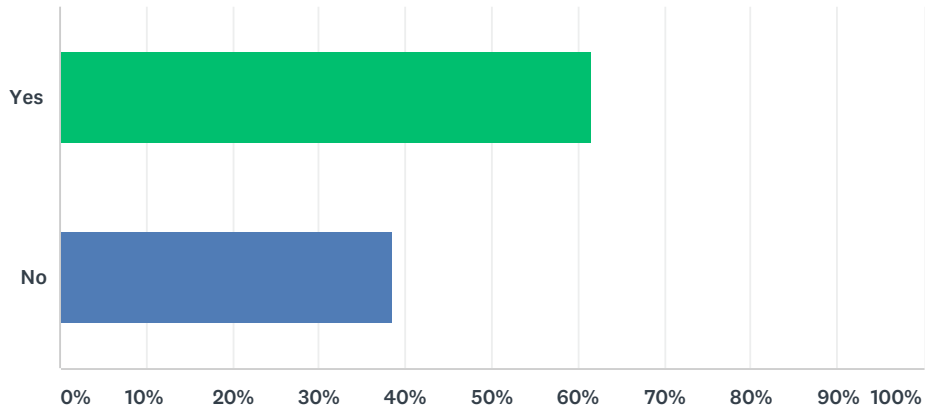
Answered: 81 Skipped: 122



ANSWER CHOICES	RESPONSES	
Yes	67.90%	55
No	32.10%	26
TOTAL		81

## Q44 Additional services to other destinations?

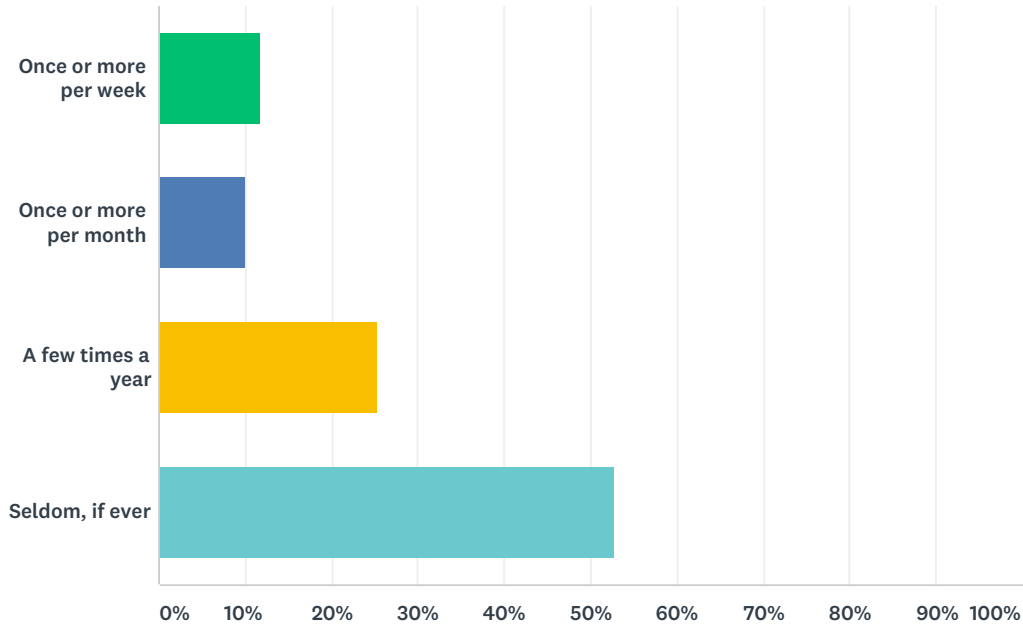
Answered: 91 Skipped: 112



ANSWER CHOICES	RESPONSES	
Yes	61.54%	56
No	38.46%	35
TOTAL		91

**Q45 Section 2 - Part 5. All Saints' Church of England Church and Graveyard**  
 Currently, the Parish Council provides an annual grant to the Church to assist with churchyard maintenance.  
**IQ-14 How often do you attend the Church or visit the graveyard? (Please tick one answer only)**

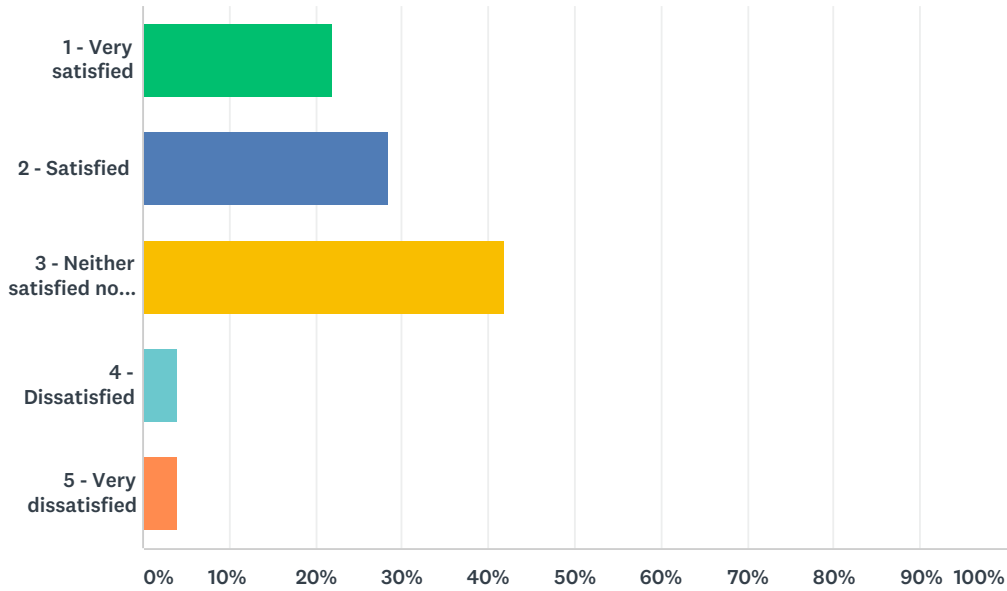
Answered: 178 Skipped: 25



ANSWER CHOICES	RESPONSES	
Once or more per week	11.80%	21
Once or more per month	10.11%	18
A few times a year	25.28%	45
Seldom, if ever	52.81%	94
<b>TOTAL</b>		<b>178</b>

**Q46 IQ-15 How satisfied are you with the grounds maintenance and facilities for visiting graves? (1 – very satisfied, 2 - satisfied, 3 – neither satisfied nor dissatisfied, 4 – dissatisfied, 5 – very dissatisfied)Please indicate on a scale of 1 -5:**

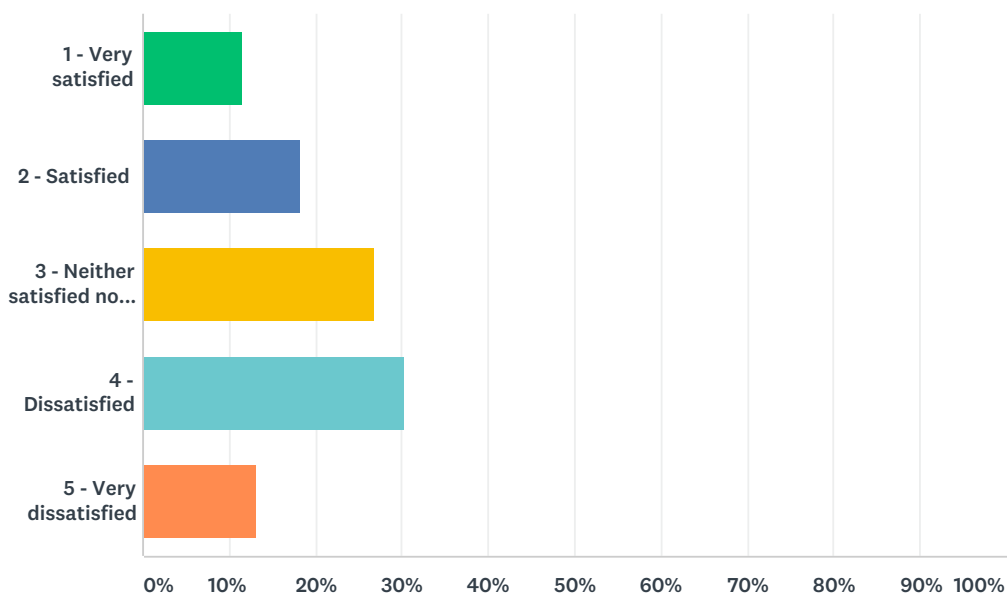
Answered: 155 Skipped: 48



ANSWER CHOICES	RESPONSES	
1 - Very satisfied	21.94%	34
2 - Satisfied	28.39%	44
3 - Neither satisfied nor dissatisfied	41.94%	65
4 - Dissatisfied	3.87%	6
5 - Very dissatisfied	3.87%	6
<b>TOTAL</b>		<b>155</b>

**Q47 Section 3 – BUSINESS ACTIVITIES** Currently, within the CNDP designated area, we have one pub (Rose and Crown), a garden centre and, on the A34, a petrol station. The garden centre sells a variety of home and garden goods and includes a café, an antiques centre and a clothing outlet. The petrol station also includes a retail outlet selling newspapers and a range of foodstuffs. Other business premises include Horticulture House and CYO Seeds.  
**BQ-1** How satisfied are you that the existing commercial outlets/ retail facilities meet your needs (1 – very satisfied, 2 - satisfied, 3 – neither satisfied nor dissatisfied, 4 – dissatisfied, 5 – very dissatisfied) Please indicate on a scale of 1 -5:

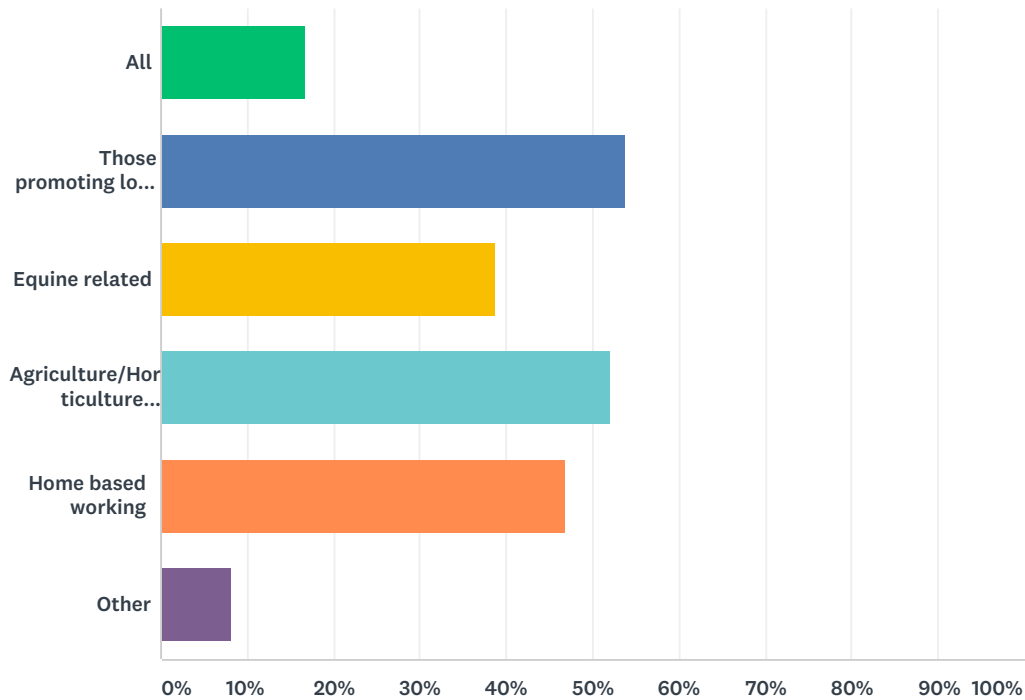
Answered: 175 Skipped: 28



ANSWER CHOICES	RESPONSES	
1 - Very satisfied	11.43%	20
2 - Satisfied	18.29%	32
3 - Neither satisfied nor dissatisfied	26.86%	47
4 - Dissatisfied	30.29%	53
5 - Very dissatisfied	13.14%	23
<b>TOTAL</b>		<b>175</b>

**Q48 BQ-2** The CNDP aims to promote sustainable enterprise consistent with the character and history of Chilton in its setting as a small primarily residential rural village. What types of businesses do you think should be supported or encouraged in Chilton? (Please tick all that apply.)

Answered: 173 Skipped: 30



ANSWER CHOICES	RESPONSES	
All	16.76%	29
Those promoting local employment	53.76%	93
Equine related	38.73%	67
Agriculture/Horticulture related	52.02%	90
Home based working	46.82%	81
Other	8.09%	14
Total Respondents: 173		

**Q49 Section 4 OPEN QUESTION – NOT COVERED IN EARLIER SECTIONS**  
**SOQ-1 Do you have any concerns or other suggestions, not previously covered, that may be addressed within the CNDP? If so please specify.**

Answered: 124 Skipped: 79



<b>OQ1 Open</b>
<b>Open-Ended Responses</b>
As new residents, a welcome pack/village info shared with new residents containing local info, links, club activities would really promote a greater village community. Activities/clubs and organisations around the village should be increased and promoted as part of future village business plans. Cinema nights in the village hall - we need flicks in the sticks!
A shop in the village or in Chilton Fields would be a useful asset.
It seems a contradiction in terms to have an area of outstanding natural beauty and then build on the natural beauty. There has been enormous development in Didcot and surrounding villages plus the Harwell Campus - surely it has to stop else we destroy the reason it's a lovely place to live? Q IQ-6: I rarely see them being used. I don't see a need to expand what is not used.
The housing mix has become very unbalanced, with all new residential for houses and none for 40+ years. For older residents we really need more accommodation suitable for 3rd-agers. This could free up 3/4 bedroom houses for families.
Further reduction of noise from A34.
Extension/outreach of doctors surgeries - currently under so much pressure and difficult to access, without more housing! Support for HQ12 options depends entirely on proportionality (i.e. limited scale)
Chilton Fields have permission for 200 houses to be built. They built 275! Enough development in our AONB village.
The footpath from southern end of South Row towards Prospect Farm is used by many cars which should be using the Dene Hollow route
Keep village green. Encourage trees to be kept and protected. Small 20 - 30 house pockets spaced apart. Protection of local wildlife.
No more housing in the village ever as it has been filled up already
Chilton population should not be allowed to increase above its current level.
The restricted view for traffic on Church Hill both top and bottom. Especially when confronted by buses.
Enforcement of 30mph speed limit around roundabouts at the edge of Chilton Village e.g. more signs/speed activated red lights.
More joined up approach with Harwell Campus to provide facilities, including doctors, dentist, restaurants, sports facilities, retail outlets, food shops, cafe etc, additional parking. The public open spaces on and around Chilton Field need to remain as public open space - maintained and made accessible to us all. 1) Protect AONB. 2) Maintain small village status and character. 3) Improve footpaths and cycle paths. 4) Put in the previously planned and provisioned footpath between Avon Road and Chilton Field Way. 5) Update and improve village signage and identity.
A local corner shop would be helpful + a few more bins near the green by Chilton school.
There is, in my view, understandable dissatisfaction with the length of the run-ins to the A34. Lorry speed and the preceding curves of the A34 make it often a dangerous entry. Either the view should be made clearer or the run-on made longer.

More tree planting between A34 / lower village noise level increasing since new slip road. Increased policing stopping motorists/motorcyclist using link roads/roundabouts as a race track.
Additional parking facilities on the Chilton Dene estate
I'm concerned we need Drs and other amenities. The growth of Didcot means facilities there are really stretched. We also need some shopping resources for basis groceries.
Allotment as been promised long time.
The 'public open space' behind Chilton Field Wayis poorly maintained and unused by residents. It would make much more sense for this land to be sold to the homeowners along this stretch of CFW - a good way of raising funds to be spent on projects in the village.
Traffic coming over Hagbourne Hill to the roundabout way too fast. Very dangerous now trying to get out of the village at peak times. Too much traffic at the roundabout. I would like proper traffic lights to exit the village safely.
Great shame that the A34 splits Chilton Fields and the school from the heart of the village!
Where are the play areas for over 55+ seeing as we are becoming the majority of the population shouldn't there be provisions?
Maintenance if green areas around the village is very poor. Considering the 2 main business residents, more could be done to encourage sponsorship by keeping green areas tidy, particularly road traffic islands.
This questionnaire seems heavily biased and I'm surprised it was approved for distribution. The village is based in an area rich in Public ROWs, and provides the potential for some of the best walking and riding in the country but nothing is done to preserve or encourage this unique part of our heritage, as evidenced by the last minute fight for the Pegasus crossing which almost didn't happen.
It would be great to have a path and better lighting down the slope on Lower Road opposite the pub.
I am concerned about the possibility of a skate park primarily due to the noise level that skate parks produce. Also due to the risk of anti social behaviour skateparks may be associated with.
The possibility of a noise barrier on both sides of the A34
I strongly objec5 to spending a huge amount of public money on art work. That money could be much better spent elsewhere!
Extend provision for dog waste disposal on commonly used routes both E and W
no
must maintain character of Small Village
We have to be careful in what we wish for ; the prime concern must be the preservation of the character of the village and above all its status as a small village
No
Provision of mains gas

Seems survey relates to families and not older & single people
Village is in AONB - MUST be preserved
Need to protect AONB nature of the village
Although peripheral to the Harwell Campus Enterprise Zone Chilton needs to resist creeping urbanisation and maintain its small village identity.
enduring home support for disabled and elderly
Outside recreation for older children groups and adults is required within the new Chilton Field Development which has funding from the section 106 monies. Also better amenities, cafe, local produce shop, pub restaurants etc.
Concern that those choosing to live in a rural location want to change it by requesting shops an other facilities. Didcot has all of the shops people need just a short drive away.
I would like to ensure the space to the left and right 9n the entrance to Chilton Field Way is protected under the plan. I use it regularly with my children to play balls games and it's often used by the community for biking and running the network of footpaths and between the tree rows. It is also heavily used by dog walkers and has a very important memorial stone. The open the green space has a particularly important role to play in the well being of the residents.
I would like to see the land to the left and right on the entrance to Chilton Field Way included in the plan
No further house building in the village/concern about the suitability of the entrance/exit road to the new houses just built at manor close - could be dangerous
The traffic noise from the A34 has and continues to increase to unacceptable levels, therefore efforts should be made to reduce road noise, such as a noise reducing road surface. In relation to any future backfill or infill development, it must be ensured that they are well spaced and existing neighbours privacy and access to light are respected.
Contamination from the Harwell Campus, both above and below ground
It's a bit late sending this out green fields have been built on so I don't understand why it's ok for others to have new build forced on them and traffic issues for the benefit of people working on Chilton site. The traffic in the morning is shocking and could have been avoided if the road had simply just gone direct to the Campus instead of running past the village and the knock on effects of noise pollution and waiting to get out the village in the morning
Traffic management turning right out of Townend, a nightmare, how can you consider building more houses when the village is already suffereing
The ever increasing traffic on the A34 generates unacceptable noise pollution and increasing air pollution as well as safety concerns and inconvenience with traffic delays. I would like to see improved noise prevention schemes. In order to assist the evaluation of plaanning proposals I would like to see development boundaries defined consistent with our small village and AONB status.

I am very concerned there seems to be a steady stream of applications to develop on the AONB. Either applicants don't understand the rules around development on the AONB or are hopeful they won't be applied. It might be helpful to publicise these rules, to limit the number of spurious applications. The noise from the A34 can be dreadful at times and has definitely worsened in recent years, including when much vegetation was felled to make room for the new housing development as you enter the village. Any new developments should include measures to mitigate/reduce road noise for the rest of the village.

Exiting the old village in the morning by road is an absolute joke due to the new roundabout and the current measures in place do not work.

I am very concerned that there are potential plans/thought for further housing which will ruin the countryside around the village - a primary reason for moving there. This is not something that I support at all.

We should consider making the route into/out of the village a one way system. The weeds in the gutters and pavements when entering the village.

The character of the village within the ANOB should be protected as far as possible New building developments should be small and within infill sites

Too much new build housing is destroying the character of the village, ruining the aesthetic quality of an AONB and adding additional traffic to the local roads and A34 which are already all beyond capacity.

Better traffic lights at exit Chilton Fields as housing/employment grows

General/dog waste bins needed in new Chilton area, especially near open spaces and on road access to Ridgeway

No

Sound reduction on the A34 using sound barriers and special noise-absorbent tarmac. Future plans for the A34 must include this.

No

chilton is rapidly becoming a dormitory and not a village

the school. More houses = not enough places for village children to attend their village school. Priority being given to new houses to the detriment of families in the older part of the village. No more houses without more schools!

1) There was a missed opportunity in Section 1 Part 2 to ask to important questions: i) how far from Chilton do you work, and ii) how many more houses do you think Chilton Parish should accommodate? Also, the new Oxford-Cambridge Expressway is going to massively increase traffic, particularly HGVs, on the A34. Should the CNDP be considering this?

Safety. Roads / pavements / speed limits to better protect residents walking around the village.

increase access to the countryside

There is no access south for bicycles apart from the A34 (which is very hostile) or a track only suitable for mountain bikes.

Parking in the new estate by guests. There should be a designated area for any guests because as it is emergency vehicles would struggle die potteries lane and Baths road and probably more areas

no

Chilton seems very anti-development. It should more pro-actively engage with developers to get the right development. The garden centre very poorly serves the village, it should be encouraged to sell a wider range of goods such as locally produced food, and provide more facilities for children.

The need to protect wildlife in the village

A short while ago there was material circulated suggesting a possible service station be placed on the A34 near the [new] sliproads. I would be strongly opposed to this - it would add nothing to the village and there is zero need given the significant services available on junction northwards at Milton Park.

Pedestrian access to Wyeville could be improved. Speeding within village (particularly Chilton Field) is a big concern.

Sub roads on new estate difficult for young children to distinguish from pavements, safety issue. Parking problems, where residents/visitors park directly opposite driveways so backing out onto a busy road is impossible. More speed humps as cars drive too fast on Chilton Field Way

Please do not allow too high number of houses to be built in the area, it is lovely because it is small, we have enough traffic from the Harwell Campus. Please do not let the demand for housing destroy this village.

"Poo" bins needed.